

## Hand shower FlowReduce - Chrome

SERIES-VARIOUS

28 016 979 Product version from 4/1/2024

















- Ø 5-1/8
- 3-way or 5-way adjustable: COMPACT RAIN, COMPACT SOFT FLOW, COMPACT AQUAPRESSURE FLOW, flow rate max. 1.8 gpm (at 3 bar)
- Descaling system
- 1/2" connection

### Notes:

- This product reduces water consumption by 28% (compared to requirements of EPA '92)
- This product contributes to meeting the requirements of the LEED® Green Building Rating
- This product can help a building meet the requirements of Green Building Rating Systems, e.g. LEED®, BREEAM®, DGNB

Internal backflow preventer.

	Chrome	28 016 979-00 0010
	Brushed Platinum	28 016 979-06 0010
	Platinum	28 016 979-08 0010
	Dark Chrome	28 016 979-19 0010
	Light gold	28 016 979-26 0010
	Brushed Light Gold	28 016 979-27 0010
	Brushed Durabronze (23kt Gold)	28 016 979-28 0010
	Matte Black	28 016 979-33 0010
	Brushed Dark Brass	28 016 979-39 0010
	Brushed Bronze	28 016 979-42 0010
	Brushed Champagne (22kt Gold)	28 016 979-46 0010
	Champagne (22kt Gold)	28 016 979-47 0010
	Brushed Chrome	28 016 979-93 0010
	Brushed Dark Platinum	28 016 979-99 0010



Hand shower FlowReduce - Chrome

SERIES-VARIOUS

28 016 979    Product version from 4/1/2024

mm [inches]

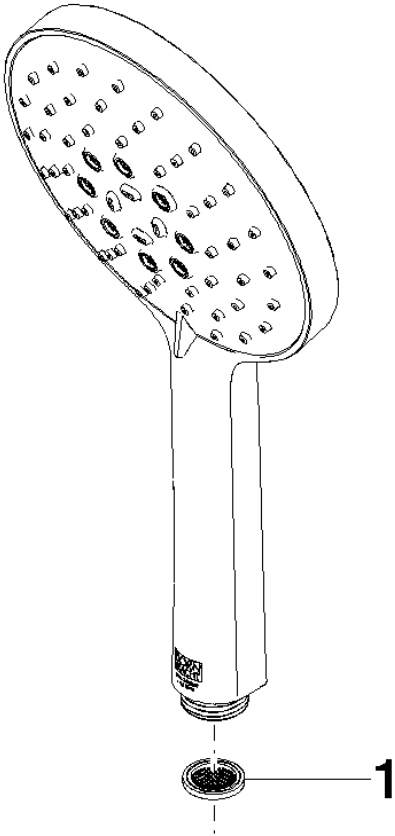


Codes & Standards

ASME A112.18.1	California Energy Commission (CEC)	cUPC	DIN 4109
EN 1112	ISO 3822	Ü-Zeichen	

Certificates and sustainability

DVGW_DW-6517DN0	LGA_29	IAPMO_4976 (	
-----------------	--------	--------------	--



Spare parts list

Number	Item Number	Designation	Number of units	Lead time
1	09 23 01 039 90	sieve	1.00	2