




Hand shower FlowReduce - Brushed Light Gold

28 016 979 Product version from 4/1/2024



- 3-way or 5-way adjustable: COMPACT RAIN, COMPACT SOFT FLOW, COMPACT AQUAPRESSURE FLOW, flow rate max. 1.8 gpm (at 3 bar)
- Descaling system
- Ø 5-1/8"
- 1/2" connection
- This product reduces water consumption by 28% (compared to requirements of EPAct '92)
- This product contributes to meeting the requirements of the LEED® Green Building Rating
- This product can help a building meet the requirements of Green Building Rating Systems, e.g. LEED®, BREEAM®, DGNB

Internal backflow preventer.

	Brushed Light Gold	28 016 979-27 0010
	Chrome	28 016 979-00 0010
	Brushed Platinum	28 016 979-06 0010
	Platinum	28 016 979-08 0010
	Dark Chrome	28 016 979-19 0010
	Light gold	28 016 979-26 0010
	Brushed Durabrass (23kt Gold)	28 016 979-28 0010
	Matte Black	28 016 979-33 0010
	Brushed Bronze	28 016 979-42 0010
	Brushed Champagne (22kt Gold)	28 016 979-46 0010
	Champagne (22kt Gold)	28 016 979-47 0010
	Brushed Chrome	28 016 979-93 0010
	Brushed Dark Platinum	28 016 979-99 0010



Hand shower FlowReduce - Brushed Light Gold

28 016 979 Product version from 4/1/2024

mm [inches]



Flow rate chart



Codes & Standards

ASME
A112.18.1/CSA
B125.1
Ü-Zeichen

California Energy
Commission
(CEC)

DIN 4109

ISO 3822



Hand shower FlowReduce - Brushed Light Gold

28 016 979 Product version from 4/1/2024

Certificates

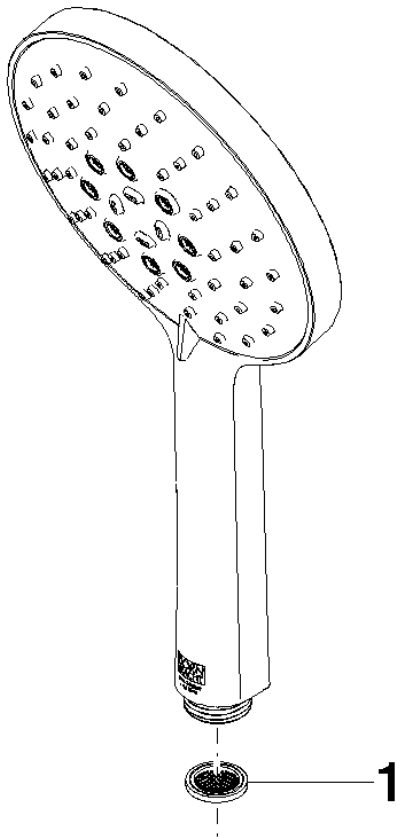
LGA_29



Hand shower FlowReduce - Brushed Light Gold

28 016 979 Product version from 4/1/2024

Parts for other
finishes can be found
here: [Chrome](#)



Spare parts list

Number	Item Number	Designation	Number of units	Lead time
1	09 23 01 039 90	sieve	1	2