

## Hand shower FlowReduce - Brushed Light Gold

28 018 979 Product version from 10/1/2023



- 3-way or 5-way adjustable: COMPACT RAIN, COMPACT SOFT FLOW, COMPACT AQUAPRESSURE FLOW, flow rate max. 1.8 gpm (at 3 bar)
- Descaling system
- Ø 3-7/8"
- 1/2" connection
- Function from: 1.6 gpm
- This product reduces water consumption by 28% (compared to requirements of EPA '92)
- This product contributes to meeting the requirements of the LEED® Green Building Rating
- This product can help a building meet the requirements of Green Building Rating Systems, e.g. LEED®, BREEAM®, DGNB

Internal backflow preventer.

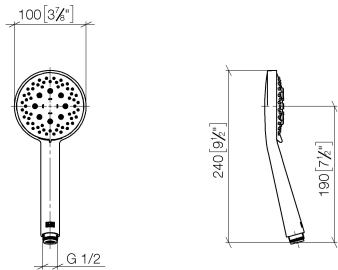
	Brushed Light Gold	28 018 979-27 0010
	Chrome	28 018 979-00 0010
	Brushed Platinum	28 018 979-06 0010
	Platinum	28 018 979-08 0010
	Dark Chrome	28 018 979-19 0010
	Light gold	28 018 979-26 0010
	Brushed Durabronze (23kt Gold)	28 018 979-28 0010
	Matte Black	28 018 979-33 0010
	Brushed Bronze	28 018 979-42 0010
	Brushed Dark Bronze	28 018 979-43 0010
	Brushed Champagne (22kt Gold)	28 018 979-46 0010
	Champagne (22kt Gold)	28 018 979-47 0010
	Brushed Chrome	28 018 979-93 0010
	Brushed Dark Platinum	28 018 979-99 0010



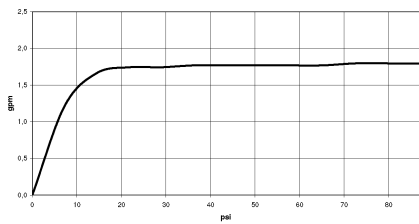
# Hand shower FlowReduce - Brushed Light Gold

28 018 979    Product version from 10/1/2023

mm [inches]



## Flow rate chart



## Codes & Standards

California Energy  
Commission  
(CEC)

DIN 4109

ISO 3822

Ü-Zeichen



## Hand shower FlowReduce - Brushed Light Gold

---

28 018 979 Product version from 10/1/2023

### Certificates

---

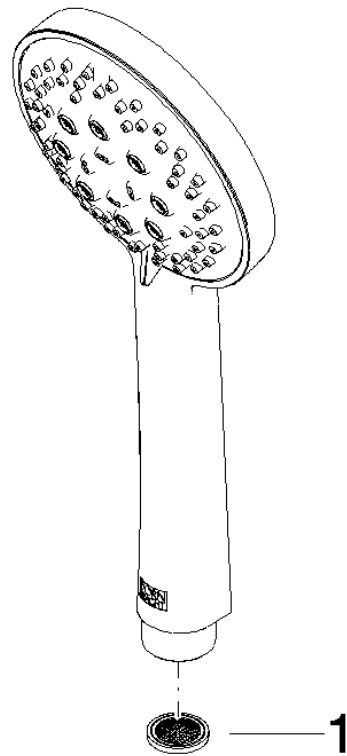
LGA\_29



# Hand shower FlowReduce - Brushed Light Gold

28 018 979 Product version from 10/1/2023

Parts for other  
finishes can be found  
here: [Chrome](#)



## Spare parts list

Number	Item Number	Designation	Number of units	Lead time
1	09 23 01 039 90	sieve	1	2