

Hand shower FlowReduce - Champagne (22kt Gold)

SERIES-VARIOUS

28 018 979 Product version from 10/1/2023


















- Ø 3-7/8"
- 3-way or 5-way adjustable: COMPACT RAIN, COMPACT SOFT FLOW, COMPACT AQUAPRESSURE FLOW, flow rate max. 1.8 gpm (at 3 bar)
- Descaling system
- 1/2" connection
- Function from: 1.6 gpm

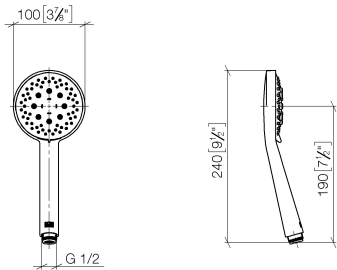
Notes:

- This product reduces water consumption by 28% (compared to requirements of EPA Act '92)
- This product contributes to meeting the requirements of the LEED® Green Building Rating
- This product can help a building meet the requirements of Green Building Rating Systems, e.g. LEED®, BREEAM®, DGNB

Internal backflow preventer.

	Champagne (22kt Gold)	28 018 979-47 0010
	Chrome	28 018 979-00 0010
	Brushed Platinum	28 018 979-06 0010
	Platinum	28 018 979-08 0010
	Dark Chrome	28 018 979-19 0010
	Light gold	28 018 979-26 0010
	Brushed Light Gold	28 018 979-27 0010
	Brushed Durabronze (23kt Gold)	28 018 979-28 0010
	Matte Black	28 018 979-33 0010
	Brushed Dark Brass	28 018 979-39 0010
	Brushed Bronze	28 018 979-42 0010
	Brushed brass (PVD)	28 018 979-43 0010
	Brushed Champagne (22kt Gold)	28 018 979-46 0010
	Brushed Chrome	28 018 979-93 0010
	Brushed Dark Platinum	28 018 979-99 0010

mm [inches]



Codes & Standards

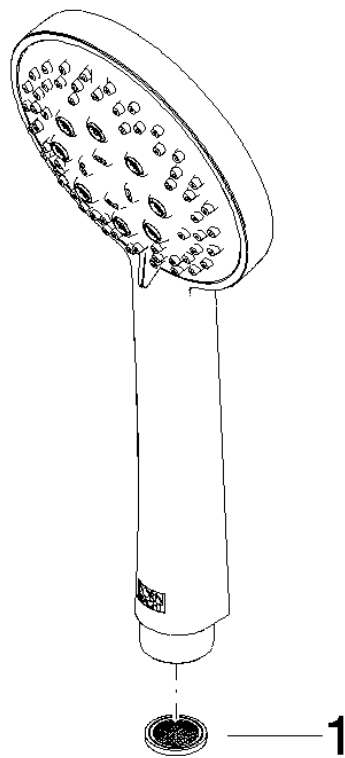
ASME A112.18.1	California Energy Commission (CEC)	cUPC	DIN 4109
EPA WaterSense	ISO 3822	Ü-Zeichen	WaterSense



Certificates and sustainability

IAPMO_11777	LGA_29	IAPMO_4976 (
-------------	--------	--------------

Parts for other
finishes can be found
here: [Chrome](#)



Spare parts list

Number	Item Number	Designation	Number of units	Lead time
1	09 23 01 039 90	sieve	1.00	2