






EDITION PRO Hand shower - Matte Black

28 019 626



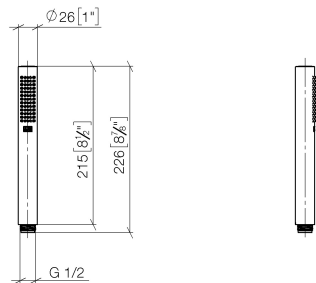
- Standard spray mode
- Descaling system
- 1/2" connection
- Water flow rate limited to max. 4 gpm
- Internal back flow preventer

	Matte Black	28 019 626-33
	Chrome	28 019 626-00
	Brushed Chrome	28 019 626-93

EDITION PRO Hand shower - Matte Black

28 019 626

mm [inches]



Flow rate chart



Codes & Standards

DIN 4109

ISO 3822

Ü-Zeichen



EDITION PRO Hand shower - Matte Black

28 019 626

Certificates

LGA\_29

Spare parts list

Number	Item Number	Designation	Number of units	Lead time
1	09 23 01 039 90	sieve	1	2