



SERIES-VARIOUS Hand shower FlowReduce - Brushed Champagne (22kt Gold)

SERIES-VARIOUS

28 025 979    Product version from 4/1/2023



- Ø 3-7/8"
  - COMPACT RAIN, flow rate max. 1.3 gpm (at 3 bar)
  - Descaling system
  - 1/2" connection
  - This product reduces water consumption by 28% (compared to requirements of EPAct '92)
  - This product contributes to meeting the requirements of the LEED® Green Building Rating
  - This product can help a building meet the requirements of Green Building Rating Systems, e.g. LEED®, BREEAM®, DGNB
- Internal backflow preventer.

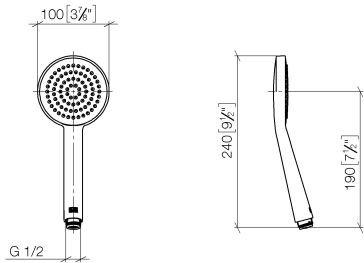
	Brushed Champagne (22kt Gold)	28 025 979-46 0010
	Chrome	28 025 979-00 0010
	Brushed Platinum	28 025 979-06 0010
	Platinum	28 025 979-08 0010
	Dark Chrome	28 025 979-19 0010
	Light gold	28 025 979-26 0010
	Brushed Durabrass (23kt Gold)	28 025 979-28 0010
	Matte Black	28 025 979-33 0010
	Brushed Dark Brass	28 025 979-39 0010
	Champagne (22kt Gold)	28 025 979-47 0010
	Brushed Chrome	28 025 979-93 0010
	Brushed Dark Platinum	28 025 979-99 0010




SERIES-VARIOUS Hand shower FlowReduce - Brushed Champagne (22kt Gold)

SERIES-VARIOUS

28 025 979    Product version from 4/1/2023  
mm [inches]



Codes & Standards			
ASME A112.18.1	cUPC	DIN 4109	EPA WaterSense
ISO 3822	Scottish Water Byelaws	UK Water Supply Regulations	Ü-Zeichen
WaterSense			

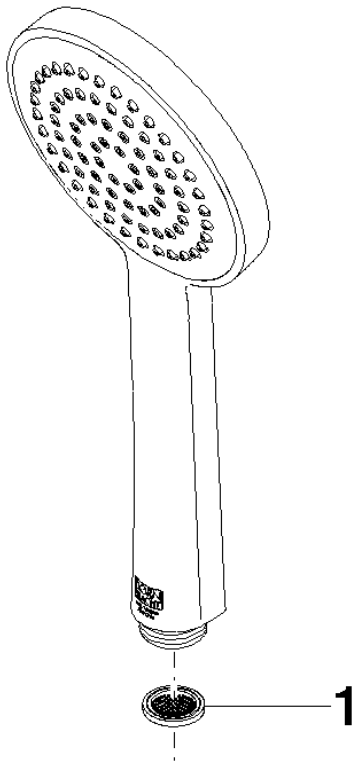
Certificates and sustainability			
IAPMO_11777	LGA_38	WRAS_250102	IAPMO_4976 (



SERIES-VARIOUS Hand shower FlowReduce - Brushed Champagne (22kt Gold)

SERIES-VARIOUS

28 025 979    Product version from 4/1/2023  
Parts for other  
finishes can be found  
here: [Chrome](#)



Spare parts list

Number	Item Number	Designation	Number of units	Lead time
1	09 23 01 039 90	sieve	1.00	2