


Rain shower , ceiling-mounted 11-3/4" - Matte Black

28 031 970 Product version from 5/1/2022



- Rain shower diameter 11-3/4"
- PURE RAIN, flow rate max. 1.8 gpm (at 3 bar)
- PURIFY RAIN, flow rate max. 1.6 gpm (at 3 bar)
- Distance between ceiling and bottom of showerhead 1-5/8"
- Descaling system

To meet the North American plumbing standards, this application must be installed with a diverter (rough included).

To meet the North American plumbing standards, this application must be installed with a diverter (rough included).

	Matte Black	28 031 970-33 0010
	Chrome	28 031 970-00 0010
	Brushed Platinum	28 031 970-06 0010
	Platinum	28 031 970-08 0010
	Dark Chrome	28 031 970-19 0010
	Light gold	28 031 970-26 0010
	Brushed Light Gold	28 031 970-27 0010
	Brushed Durabronze (23kt Gold)	28 031 970-28 0010
	Brushed Bronze	28 031 970-42 0010
	Brushed Champagne (22kt Gold)	28 031 970-46 0010
	Champagne (22kt Gold)	28 031 970-47 0010
	Brushed Chrome	28 031 970-93 0010
	Brushed Dark Platinum	28 031 970-99 0010

Required article



Installation rough , ceiling-mounted -

35 041 970-90
0010

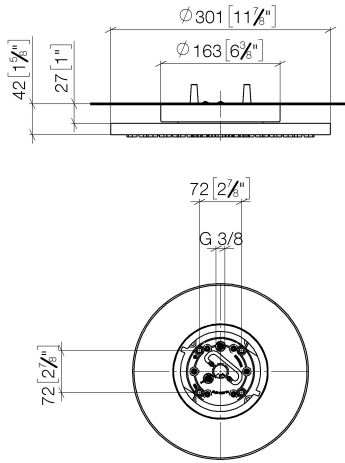
- Max. rough in depth "
- Min. rough in depth "
- Pre-assembly kit for three-way diverter included



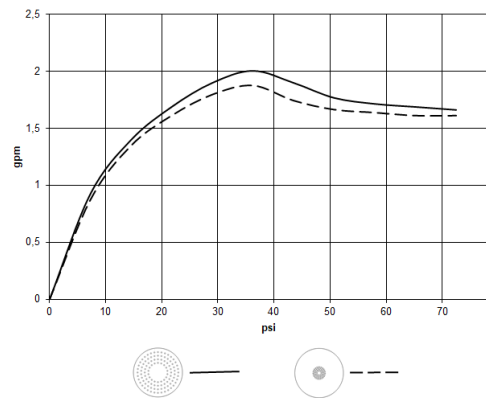
Rain shower , ceiling-mounted 11-3/4" - Matte Black

28 031 970 Product version from 5/1/2022

mm [inches]



Flow rate chart



Codes & Standards

ASME A112.18.1	California Energy Commission (CEC)	cUPC	Water Sense
----------------	------------------------------------	------	-------------



Rain shower , ceiling-mounted 11-3/4" - Matte Black

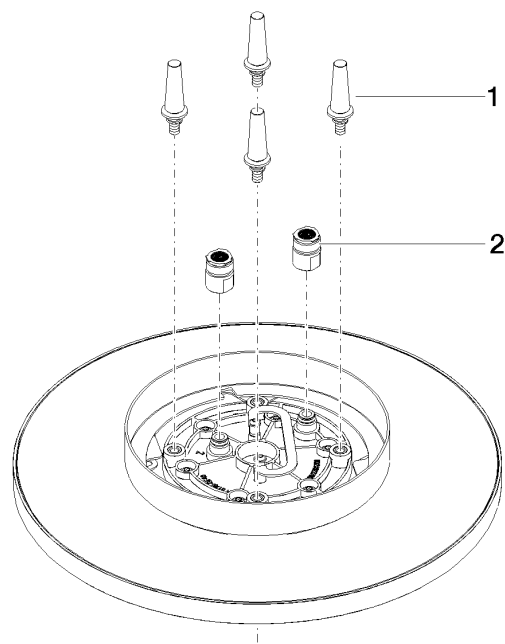
28 031 970 Product version from 5/1/2022

Certificates

IAPMO_4976

Rain shower , ceiling-mounted 11-3/4" - Matte Black

28 031 970 Product version from 5/1/2022



Spare parts list

Number	Item Number	Designation	Number of units	Lead time
1	90 17 20 263 00 90	fixing set	1	2
2	90 24 03 309 02 90	connection	2	2