


# Rain shower , ceiling-mounted with light 11-3/4" - Chrome

SERIES SPECIFIC

28 032 970 Product version from 5/1/2022



- Rain shower diameter 11-3/4"
- Rain panel with 2 different spray modes
- PURE RAIN, flow rate max. 1.8 gpm (at 3 bar)
- PURIFY RAIN, flow rate max. 1.6 gpm (at 3 bar)
- Descaling system

## Technical data:

- Distance between ceiling and bottom of showerhead 1-5/8"

## Ceiling module power supply

- 350mA (CC)

## Spot lighting

- LED color temperature: approx. 3000 K
- Lights protected against splashing

## Electric:


- Technology: LED, not dimmable
- Light switch not included
- Includes lights rated at energy efficiency class

## Planning tips:

- Not suitable for outdoor use.
- Not suitable for use in a steam room.
- Not suitable for use in chlorinated or salty environments.
- Observe the regulations concerning protected zones specified in DIN VDE 0100, Part 701 (IEC 60364-7-701).

**To meet the North American plumbing standards, this application must be installed with a diverter (35 203 970-900010, 3-way diverter rough included and required for more restricted states).**

To meet the North American plumbing standards, this application must be installed with a diverter (35 203 970-900010, 3-way diverter rough included and required for more restricted states).

	Chrome	28 032 970-00 0010
	Brushed Platinum	28 032 970-06 0010
	Platinum	28 032 970-08 0010
	Dark Chrome	28 032 970-19 0010
	Light gold	28 032 970-26 0010
	Brushed Light Gold	28 032 970-27 0010
	Brushed Durabronze (23kt Gold)	28 032 970-28 0010
	Matte Black	28 032 970-33 0010
	Brushed Dark Brass	28 032 970-39 0010
	Brushed Bronze	28 032 970-42 0010
	Brushed Champagne (22kt Gold)	28 032 970-46 0010
	Champagne (22kt Gold)	28 032 970-47 0010
	Brushed Chrome	28 032 970-93 0010
	Brushed Dark Platinum	28 032 970-99 0010

## Required article

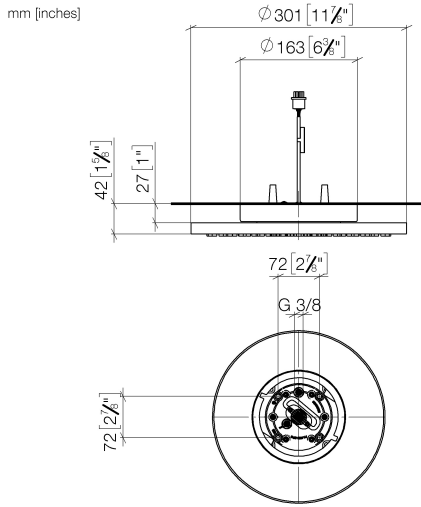


### Installation rough , ceiling-mounted with light -

35 042 970-90 0010

- Max. rough in depth 4-1/2"
- Light switch not included
- Min. rough in depth 3-1/2"
- Pre-assembly kit for three-way diverter included

28 032 970    Product version from 5/1/2022



**Codes & Standards**

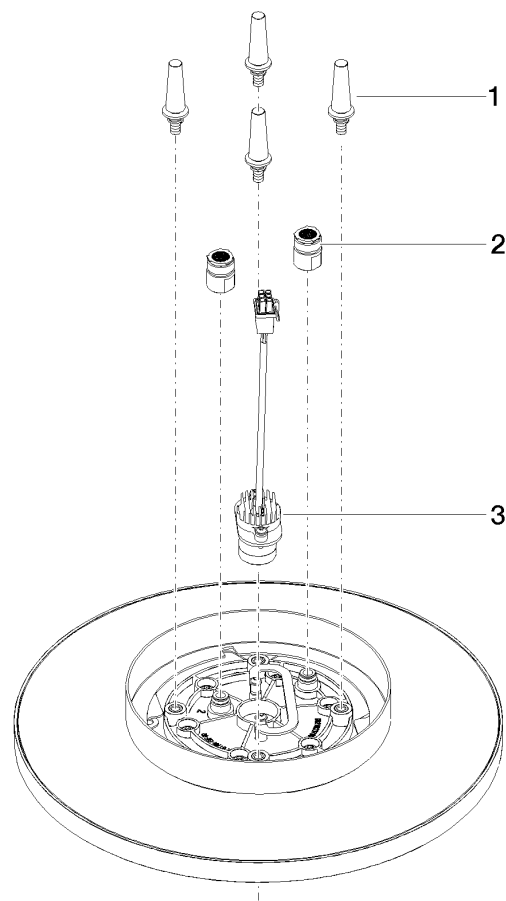
ASME A112.18.1    California Energy Commission (CEC)    cUPC    EPA WaterSense

WaterSense



**Certificates and sustainability**

IAPMO\_11777    IAPMO\_4976



Spare parts list

Number	Item Number	Designation	Number of units	Lead time
1	90 17 20 263 00 90	fixing set	1.00	2
2	90 24 03 309 02 90	connection	2.00	2
3	90 10 01 225 00 90	electronic accessories	1.00	2