

Rain shower , ceiling-mounted with light 11-3/4" - Champagne (22kt Gold)

SERIES SPECIFIC

28 032 970 Product version from 5/1/2022



- Rain shower diameter 11-3/4"
- PURE RAIN, flow rate max. 1.8 gpm (at 3 bar)
- PURIFY RAIN, flow rate max. 1.6 gpm (at 3 bar)
- Distance between ceiling and bottom of showerhead 1-5/8"
- Descaling system

Ceiling module power supply

- 350mA (CC)

Spot lighting



- LED color temperature: approx. 3000 K
- Lights protected against splashing
- Includes lights rated at energy efficiency class
- Technology: LED, not dimmable
- Light switch not included

Environment

- Not suitable for outdoor use.
- Not suitable for use in a steam room.
- Not suitable for use in chlorinated or salty environments.
- Observe the regulations concerning protected zones specified in DIN VDE 0100, Part 701 (IEC 60364-7-701).

To meet the North American plumbing standards, this application must be installed with a diverter (rough included).

To meet the North American plumbing standards, this application must be installed with a diverter (rough included).

| | | |
|---|-------------------------------|--------------------|
|  | Champagne (22kt Gold) | 28 032 970-47 0010 |
|  | Chrome | 28 032 970-00 0010 |
|  | Brushed Platinum | 28 032 970-06 0010 |
|  | Platinum | 28 032 970-08 0010 |
|  | Dark Chrome | 28 032 970-19 0010 |
|  | Light gold | 28 032 970-26 0010 |
|  | Brushed Light Gold | 28 032 970-27 0010 |
|  | Brushed Durabrass (23kt Gold) | 28 032 970-28 0010 |
|  | Matte Black | 28 032 970-33 0010 |
|  | Brushed Bronze | 28 032 970-42 0010 |
|  | Brushed Champagne (22kt Gold) | 28 032 970-46 0010 |
|  | Brushed Chrome | 28 032 970-93 0010 |
|  | Brushed Dark Platinum | 28 032 970-99 0010 |

Required article



Installation rough , ceiling-mounted with light -

35 042 970-90 0010

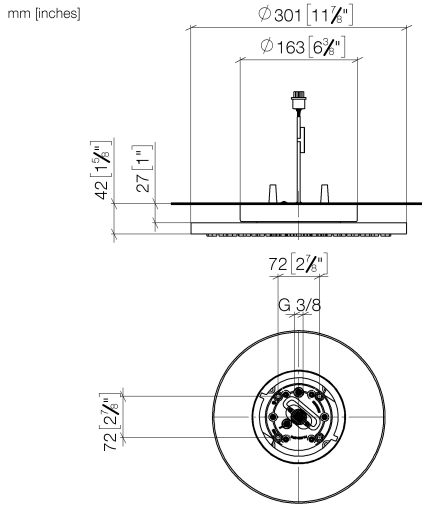
- Min. rough in depth 3-1/2"
- Pre-assembly kit for three-way diverter included
- Max. rough in depth 4-1/2"
- Light switch not included




Rain shower , ceiling-mounted with light 11-3/4" - Champagne (22kt Gold)

SERIES SPECIFIC

28 032 970 Product version from 5/1/2022

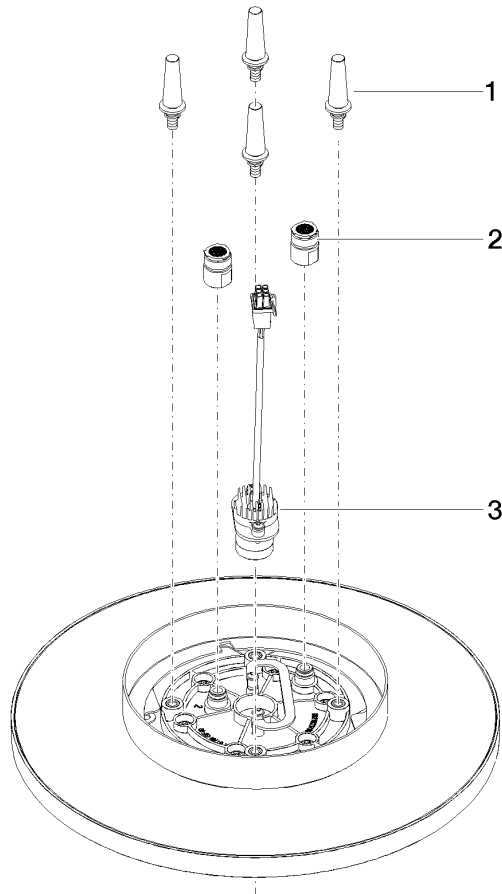


Codes & Standards

| | | | |
|----------------|---|------|----------------|
| ASME A112.18.1 | California Energy Commission (CEC) | cUPC | EPA WaterSense |
| WaterSense |  | | |

Certificates and sustainability

IAPMO_11777 IAPMO_4976



Spare parts list

| Number | Item Number | Designation | Number of units | Lead time |
|--------|--------------------|------------------------|-----------------|-----------|
| 2 | 90 24 03 309 02 90 | connection | 2.00 | 2 |
| 1 | 90 17 20 263 00 90 | fixing set | 1.00 | 2 |
| 3 | 90 10 01 225 00 90 | electronic accessories | 1.00 | 2 |