

Rain shower , ceiling-mounted 11-3/4" x 9-1/2" - Dark Chrome

28 041 980 Product version from 5/1/2022



- 11-3/4" x 9-1/2" Rain showerhead
- PURE RAIN, flow rate max. 1.8 gpm (at 3 bar)
- PURIFY RAIN, flow rate max. 1.6 gpm (at 3 bar)
- Descaling system
- Distance between ceiling and bottom of showerhead 1-5/8"
- This product can help a building meet the requirements of Green Building Rating Systems, e.g. LEED®, BREEAM®, DGNB
- Not suitable for use in a steam room.

To meet the North American plumbing standards, this application must be installed with a diverter (rough included).

To meet the North American plumbing standards, this application must be installed with a diverter (rough included).

	Dark Chrome	28 041 980-19 0010
	Chrome	28 041 980-00 0010
	Brushed Platinum	28 041 980-06 0010
	Platinum	28 041 980-08 0010
	Brushed Light Gold	28 041 980-27 0010
	Brushed Durabronze (23kt Gold)	28 041 980-28 0010
	Matte Black	28 041 980-33 0010
	Brushed Champagne (22kt Gold)	28 041 980-46 0010
	Champagne (22kt Gold)	28 041 980-47 0010
	Brushed Chrome	28 041 980-93 0010
	Brushed Dark Platinum	28 041 980-99 0010

Required article



Installation rough , ceiling-mounted -

35 041 970-90
0010

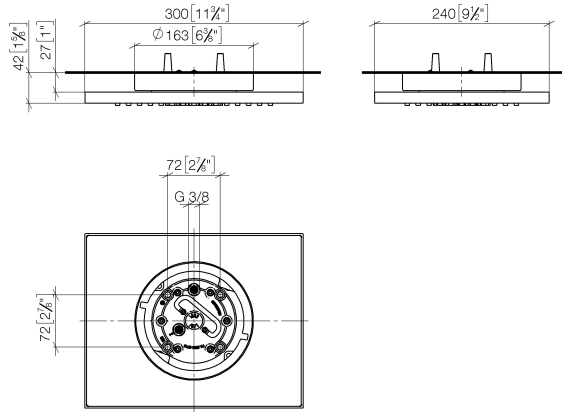
- Min. rough in depth "
- Pre-assembly kit for three-way diverter included
- Max. rough in depth "



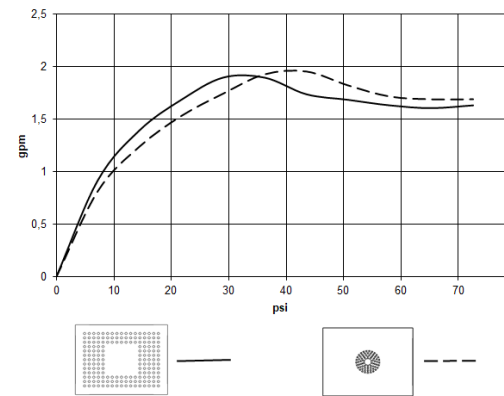
Rain shower , ceiling-mounted 11-3/4" x 9-1/2" - Dark Chrome

28 041 980 Product version from 5/1/2022

mm [inches]



Flow rate chart



Codes & Standards

ASME A112.18.1	California Energy Commission (CEC)	cUPC
----------------	------------------------------------	------



Rain shower , ceiling-mounted 11-3/4" x 9-1/2" - Dark Chrome

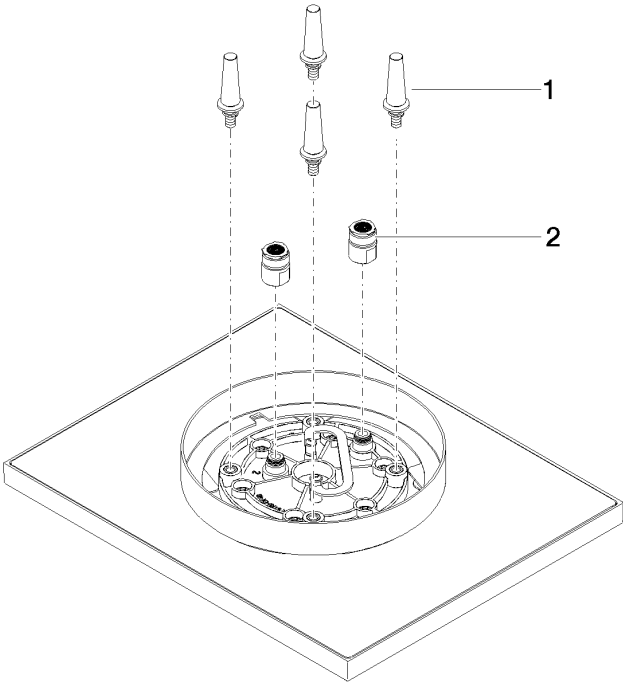
28 041 980 Product version from 5/1/2022

Certificates

IAPMO_4976

Rain shower , ceiling-mounted 11-3/4" x 9-1/2" - Dark Chrome

28 041 980
Product version from 5/1/2022



Spare parts list

Number	Item Number	Designation	Number of units	Lead time
1	90 17 20 263 00 90	fixing set	1	2
2	90 24 03 309 02 90	connection	2	2