















MADISON Wall elbow - Chrome

28 450 370 Product version from 7/6/2018



- 1/2" Shower outlet
 - Flange diameter 2-3/8"
 - 1/2" connection
- Internal backflow preventer.**
- Internal backflow preventer.

| | | |
|---|-------------------------------|--------------------|
|  | Chrome | 28 450 370-00 |
| | | |
|  | Chrome | 28 450 370-00 0010 |
| | | |
|  | Brushed Platinum | 28 450 370-06 |
| | | |
|  | Brushed Platinum | 28 450 370-06 0010 |
| | | |
|  | Platinum | 28 450 370-08 |
| | | |
|  | Platinum | 28 450 370-08 0010 |
| | | |
|  | Durabrass (23kt Gold) | 28 450 370-09 |
| | | |
|  | Durabrass (23kt Gold) | 28 450 370-09 0010 |
| | | |
|  | Brushed Durabrass (23kt Gold) | 28 450 370-28 |
| | | |
|  | Brushed Durabrass (23kt Gold) | 28 450 370-28 0010 |
| | | |
|  | Brushed Dark Platinum | 28 450 370-99 |
| | | |
|  | Brushed Dark Platinum | 28 450 370-99 0010 |

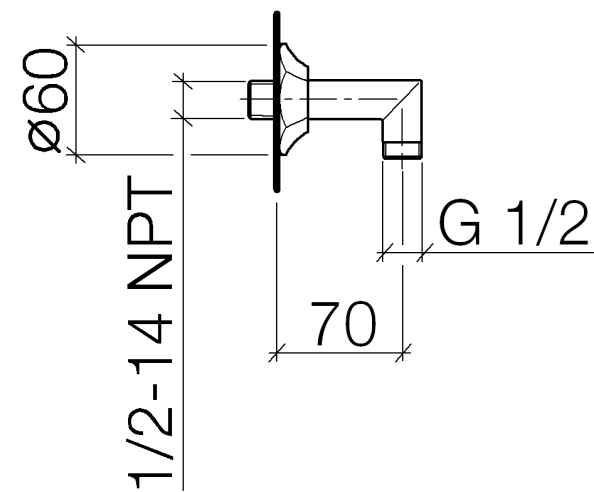
Required article

Rough-in adapter - 35 080 970-90
0010

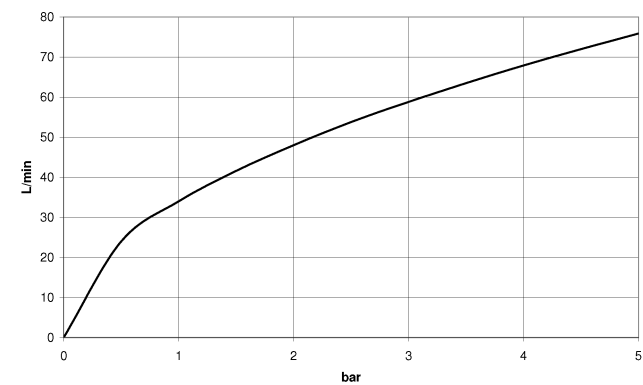


MADISON Wall elbow - Chrome

28 450 370 Product version from 7/6/2018



Flow rate chart



Codes & Standards

EN 1717

Scottish Water
Byelaws

UK Water Supply
Regulations



MADISON Wall elbow - Chrome

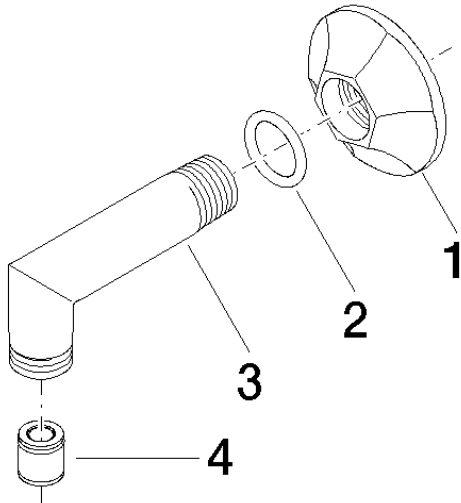
28 450 370 Product version from 7/6/2018

Certificates

Belgaqua_21-381-2 WRAS_240502

MADISON Wall elbow - Chrome

28 450 370 Product version from 7/6/2018



Spare parts list

| Number | Item Number | Designation | Number of units | Lead time |
|--------|--------------------|---------------------|-----------------|-----------|
| 1 | 09 27 37 003-00 | rosette | 1 | 10 |
| 2 | 90 14 10 026 00 90 | seal | 1 | 2 |
| 3 | 09 11 03 021-00 | connection | 1 | 10 |
| 4 | 90 23 01 141 00 90 | back-flow preventer | 1 | 2 |