














MADISON Wall elbow - Brushed Platinum

28 450 370    Product version from 7/6/2018



- 1/2" Shower outlet
  - Flange diameter 2-3/8"
  - 1/2" connection
- Internal backflow preventer.**
- Internal backflow preventer.

	Brushed Platinum	28 450 370-06
	Chrome	28 450 370-00
	Chrome	28 450 370-00 0010
	Brushed Platinum	28 450 370-06 0010
	Platinum	28 450 370-08
	Platinum	28 450 370-08 0010
	Durabrass (23kt Gold)	28 450 370-09
	Durabrass (23kt Gold)	28 450 370-09 0010
	Brushed Durabrass (23kt Gold)	28 450 370-28
	Brushed Durabrass (23kt Gold)	28 450 370-28 0010
	Brushed Dark Platinum	28 450 370-99
	Brushed Dark Platinum	28 450 370-99 0010

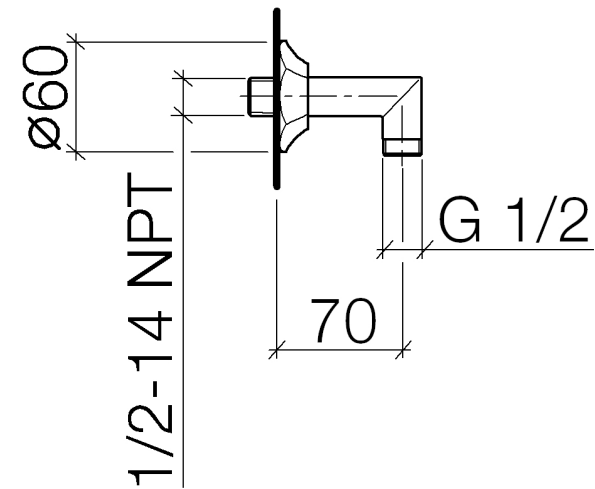
Required article

**Rough-in adapter -**                      35 080 970-90  
0010

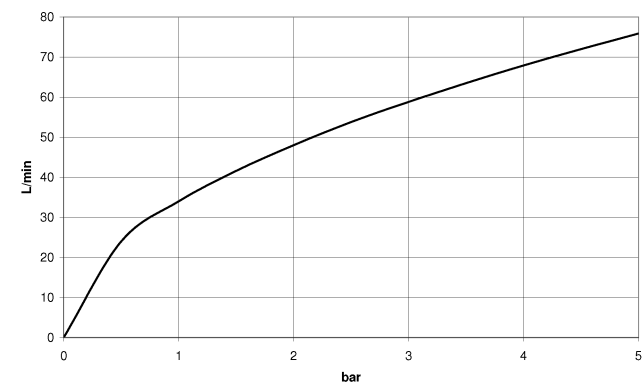


**MADISON Wall elbow - Brushed Platinum**

28 450 370 Product version from 7/6/2018



**Flow rate chart**



**Codes & Standards**

EN 1717

Scottish Water  
Byelaws

UK Water Supply  
Regulations



## MADISON Wall elbow - Brushed Platinum

---

28 450 370 Product version from 7/6/2018

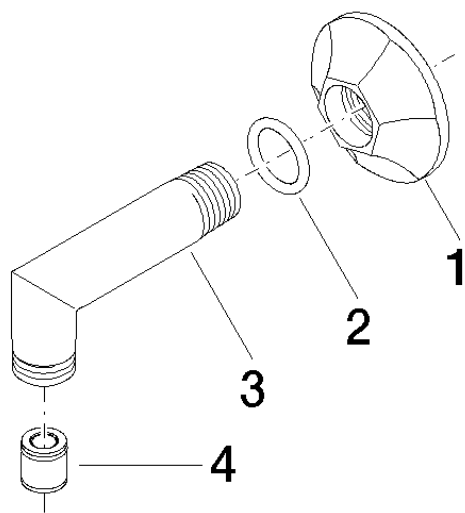
### Certificates

---

Belgaqua\_21-381-2 WRAS\_240502

# MADISON Wall elbow - Brushed Platinum

28 450 370    Product version from 7/6/2018



## Spare parts list

Number	Item Number	Designation	Number of units	Lead time
1	09 27 37 003-06	rosette	1	60
2	90 14 10 026 00 90	seal	1	2
3	09 11 03 021-06	connection	1	10
4	90 23 01 141 00 90	back-flow preventer	1	2