

















Wall elbow - Brushed Durabrass (23kt Gold)

SERIES SPECIFIC

28 450 625    Product version up to 7/6/2018



- 3/8" Shower outlet
  - Flange diameter 2-1/8"
  - 1/2" connection
- Internal backflow preventer.**
- Internal backflow preventer.

	Brushed Durabrass (23kt Gold)	28 450 625-28
	Chrome	28 450 625-00
	brushed chrome	28 450 625-04
	Brushed Platinum	28 450 625-06
	Platinum	28 450 625-08
	Dark Chrome	28 450 625-19
	Light gold	28 450 625-26
	Brushed Light Gold	28 450 625-27
	Matte Black	28 450 625-33
	Brushed Dark Brass	28 450 625-39
	Brushed Bronze	28 450 625-42
	Aluminum	28 450 625-45
	Brushed Champagne (22kt Gold)	28 450 625-46
	Champagne (22kt Gold)	28 450 625-47
	Brushed Chrome	28 450 625-93
	Brushed Dark Platinum	28 450 625-99

Required article

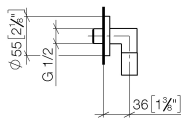
Rough-in adapter -

35 080 970-900010



28 450 625    Product version up to 7/6/2018

mm [inches]



Flow rate chart



Codes & Standards

EN 1717	Scottish Water Byelaws	UK Water Supply Regulations	XP P 41-280
---------	---------------------------	--------------------------------	-------------



## Wall elbow - Brushed Durabrass (23kt Gold)

SERIES SPECIFIC

28 450 625 Product version up to 7/6/2018

Certificates and sustainability

Belgaqua\_21-381-2 ACS\_20 ACC LY WRAS\_240702



Spare parts list

Number	Item Number	Designation	Number of units	Lead time
3	09 16 01 014 90	ring	1.00	2
5	09 11 03 036-28	connection	1.00	20
2	09 27 22 503-28	rosette	1.00	20
1	90 14 10 026 00 90	seal	1.00	2
6	90 21 02 069 00-28	cover	1.00	20
4	90 23 01 141 00 90	back-flow preventer	2.00	2