





DORNBRACHT YARRE Showerhead - Chrome

28 504 832 Product version from 1/1/2023



- 7-1/8"-8-1/4" Projection
- Ball-joint pivotable through 30°
- Standard spray mode
- Descaling system
- Ø 3-7/8"
- Flange diameter 2-1/8"
- 1/2" connection
- Water flow rate limited to max. 2 gpm
- Flange diameter 2-1/8"

	Chrome	28 504 832-00 0010
	Soft Black	28 504 832-69 0010

Recommended article



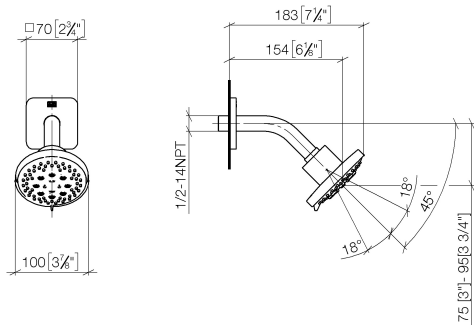
Concealed wall elbow - 35 085 970-90
0010



DORNBRACHT YARRE Showerhead - Chrome

28 504 832 Product version from 1/1/2023

mm [inches]



Flow rate chart



Codes & Standards

ASME A112.18.1	ASME A112.18.1/CSA B125.1	California Energy Commission (CEC)	cUPC
----------------	---------------------------------	--	------



DORNBACHT YARRE Showerhead - Chrome

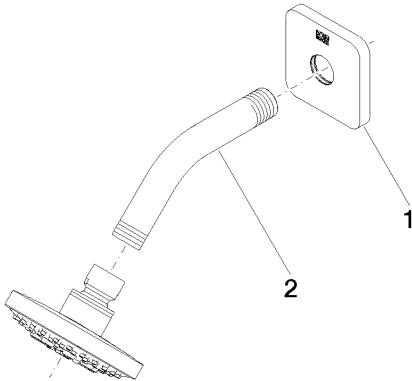
28 504 832 Product version from 1/1/2023

Certificates

IAPMO_4976

DORNBRACT YARRE Showerhead - Chrome

28 504 832 Product version from 1/1/2023



Spare parts list

Number	Item Number	Designation	Number of units	Lead time
1	90 27 83 016 00-00	rosette	1	2
2	90 11 03 011 11-00	connection	1	2