









MADISON Showerhead FlowReduce - Brushed Platinum

28 508 360



- 7-7/8" Projection
- Ball-joint pivotable through 30°
- 3-way adjustable: COMPACT RAIN, COMPACT SOFT FLOW, COMPACT AQUAPRESSURE FLOW, flow rate max. 2 gpm (at 3 bar)
- Descaling system
- Ø 3-3/4"
- Flange diameter 2-1/8"
- 1/2" connection
- This product reduces water consumption by 28% (compared to requirements of EPAct '92)
- This product contributes to meeting the requirements of the LEED® Green Building Rating
- This product can help a building meet the requirements of Green Building Rating Systems, e.g. LEED®, BREEAM®, DGNB

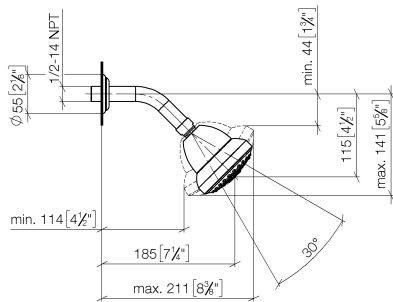
	Brushed Platinum	28 508 360-06 0010
	Chrome	28 508 360-00 0010
	Platinum	28 508 360-08 0010
	Durabrass (23kt Gold)	28 508 360-09 0010
	Brushed Durabrass (23kt Gold)	28 508 360-28 0010
	Brushed Dark Platinum	28 508 360-99 0010



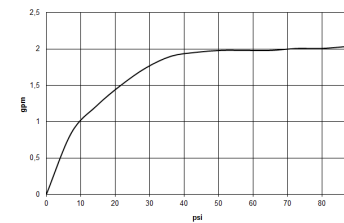
MADISON Showerhead FlowReduce - Brushed Platinum

28 508 360

mm [inches]



Flow rate chart



Codes & Standards

DIN 4109

ISO 3822

Ü-Zeichen



MADISON Showerhead FlowReduce - Brushed Platinum

28 508 360

Certificates

LGA_38

MADISON Showerhead FlowReduce - Brushed Platinum

28 508 360

Parts for other
finishes can be found
here: [Chrome](#)



Spare parts list

Number	Item Number	Designation	Number of units	Lead time
1	09 27 35 003-06	rosette	1	10
2	90 14 10 026 00 90	seal	1	2
3	09 11 03 011-06	connection	1	10
4	04 12 11 120 01-06	shower	1	10