



Rain shower ceiling-mounted 8-5/8" - Brushed Dark Platinum

SERIES SPECIFIC

28 669 970 Product version from 3/13/2017



- PURE RAIN, flow rate max. 1.8 gpm (at 3 bar)
- Descaling system
- Rain shower diameter 8-5/8"
- Optional flange Ø 2-3/8" included
- 1/2" connection
- Function from: 1.6 gpm
- with drip prevention
- This product reduces water consumption by 28% (compared to requirements of EPA '92)
- This product contributes to meeting the requirements of the LEED® Green Building Rating
- This product can help a building meet the requirements of Green Building Rating Systems, e.g. LEED®, BREEAM®, DGNB

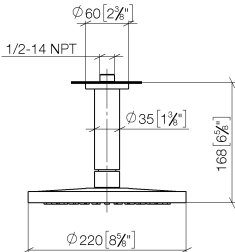
	Brushed Dark Platinum	28 669 970-99 0010
	Chrome	28 669 970-00 0010
	Brushed Platinum	28 669 970-06 0010
	Platinum	28 669 970-08 0010
	Dark Chrome	28 669 970-19 0010
	Light gold	28 669 970-26 0010
	Brushed Light Gold	28 669 970-27 0010
	Brushed Durabronze (23kt Gold)	28 669 970-28 0010
	Matte Black	28 669 970-33 0010
	Brushed Bronze	28 669 970-42 0010
	Brushed Champagne (22kt Gold)	28 669 970-46 0010
	Champagne (22kt Gold)	28 669 970-47 0010
	Brushed Chrome	28 669 970-93 0010

Required article



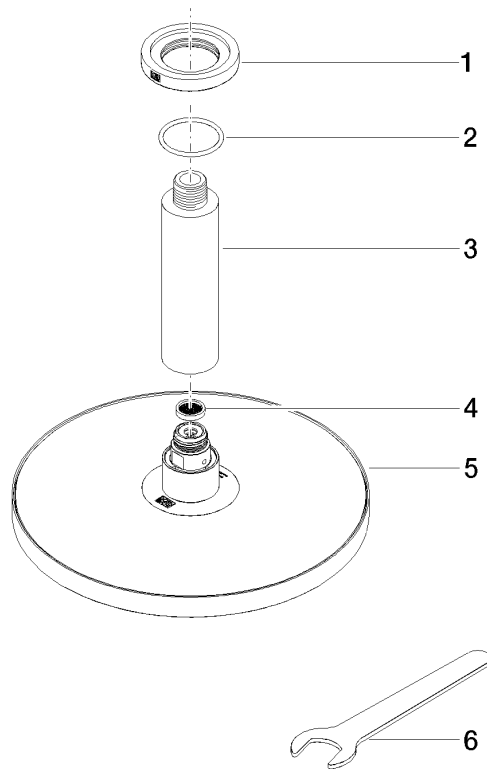
- Concealed wall elbow -** 35 085 970-90 0010
- Max. rough in depth 6-3/8"
 - Min. rough in depth 3-1/2"

mm [inches]



Codes & Standards			
ASME A112.18.1	California Energy Commission (CEC)	cUPC	EPA WaterSense
WaterSense			

Certificates and sustainability	
IAPMO_4976	IAPMO_11777



Spare parts list

Number	Item Number	Designation	Number of units	Lead time
1	09 27 22 040-99	rosette	1.00	20
2	09 14 10 141 90	seal	1.00	2
4	09 23 01 075 90	insert	1.00	2
3	09 11 03 080-99	connection	1.00	20
5	04 12 05 092 10-99	shower	1.00	20
6	90 30 09 069 00 90	key	1.00	2