

Rain shower ceiling-mounted 11-3/4" - Brushed Bronze

28 689 970 Product version from 3/13/2017



- PURE RAIN, flow rate max. 1.8 gpm (at 3 bar)
- Descaling system
- Rain shower diameter 11-3/4"
- Optional flange Ø 2-3/8" included
- 1/2" connection
- Function from: 1.7 gpm
- with drip prevention
- This product reduces water consumption by 28% (compared to requirements of EPA '92)
- This product contributes to meeting the requirements of the LEED® Green Building Rating
- This product can help a building meet the requirements of Green Building Rating Systems, e.g. LEED®, BREEAM®, DGNB

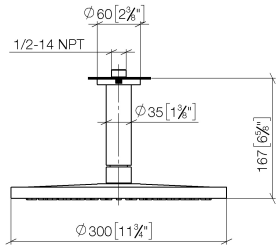
	Brushed Bronze	28 689 970-42 0010
	Chrome	28 689 970-00 0010
	Brushed Platinum	28 689 970-06 0010
	Platinum	28 689 970-08 0010
	Dark Chrome	28 689 970-19 0010
	Light gold	28 689 970-26 0010
	Brushed Light Gold	28 689 970-27 0010
	Brushed Durabronze (23kt Gold)	28 689 970-28 0010
	Matte Black	28 689 970-33 0010
	Brushed Champagne (22kt Gold)	28 689 970-46 0010
	Champagne (22kt Gold)	28 689 970-47 0010
	Brushed Chrome	28 689 970-93 0010
	Brushed Dark Platinum	28 689 970-99 0010



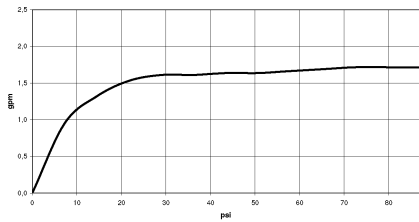
Rain shower ceiling-mounted 11-3/4" - Brushed Bronze

28 689 970 Product version from 3/13/2017

mm [inches]



Flow rate chart



Codes & Standards

ASME A112.18.1	ASME A112.18.1/CSA B125.1	California Energy Commission (CEC)	cUPC
----------------	---------------------------------	--	------



Rain shower ceiling-mounted 11-3/4" - Brushed Bronze

28 689 970 Product version from 3/13/2017

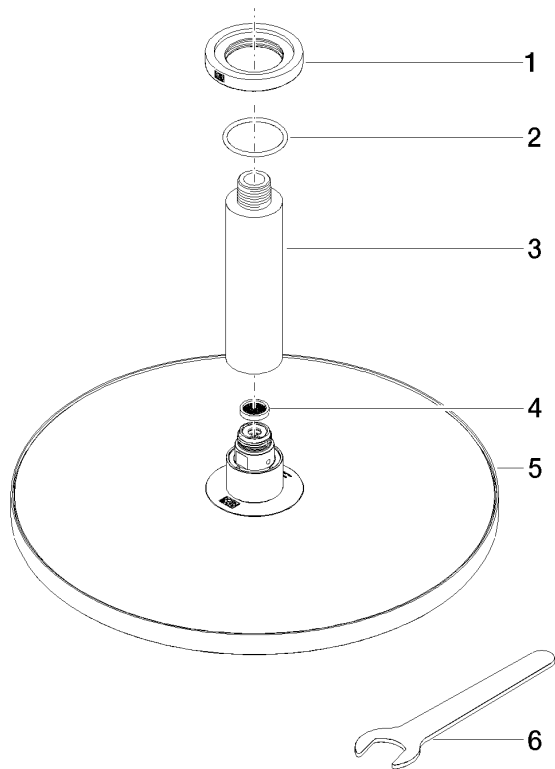
Certificates

IAPMO_4976

Rain shower ceiling-mounted 11-3/4" - Brushed Bronze

28 689 970 Product version from 3/13/2017

Parts for other
finishes can be found
here: [Chrome](#)



Spare parts list

Number	Item Number	Designation	Number of units	Lead time
1	09 27 22 040-42	rosette	1	30
2	09 14 10 141 90	seal	1	2
3	09 11 03 080-42	connection	1	30
4	09 23 01 075 90	insert	1	2
5	04 12 05 091 10-42	shower	1	60
6	90 30 09 069 00 90	key	1	2