

## Rain shower ceiling-mounted 11-3/4" x 9-1/2" - Brushed Platinum

SERIES SPECIFIC

28 775 980 Product version from 3/13/2017



- PURE RAIN, flow rate max. 1.8 gpm (at 3 bar)
- Descaling system
- 11-3/4" x 9-1/2" Rain showerhead
- 6-1/2" distance between ceiling and bottom of showerhead
- Flange 2-3/8 x 2-3/8
- 1/2" connection
- Function from: 1.6 gpm
- This product reduces water consumption by 28% (compared to requirements of EPAct '92)
- This product contributes to meeting the requirements of the LEED® Green Building Rating
- This product can help a building meet the requirements of Green Building Rating Systems, e.g. LEED®, BREEAM®, DGNB

|   |                               |                    |
|---|-------------------------------|--------------------|
|    | Brushed Platinum              | 28 775 980-06 0010 |
|    | Chrome                        | 28 775 980-00 0010 |
|    | Platinum                      | 28 775 980-08 0010 |
|    | Dark Chrome                   | 28 775 980-19 0010 |
|    | Brushed Light Gold            | 28 775 980-27 0010 |
|    | Brushed Durabrass (23kt Gold) | 28 775 980-28 0010 |
|    | Matte Black                   | 28 775 980-33 0010 |
|    | Brushed Dark Brass            | 28 775 980-39 0010 |
|    | Brushed Champagne (22kt Gold) | 28 775 980-46 0010 |
|   | Champagne (22kt Gold)         | 28 775 980-47 0010 |
|  | Brushed Chrome                | 28 775 980-93 0010 |
|  | Brushed Dark Platinum         | 28 775 980-99 0010 |

### Required article

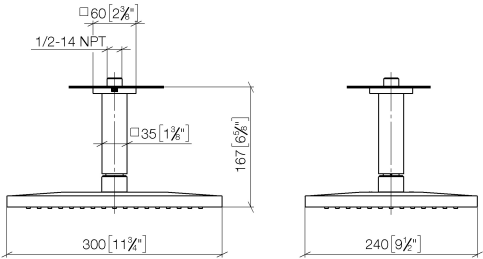



**Concealed wall elbow -**

- Max. rough in depth 6-3/8"
- Min. rough in depth 3-1/2"

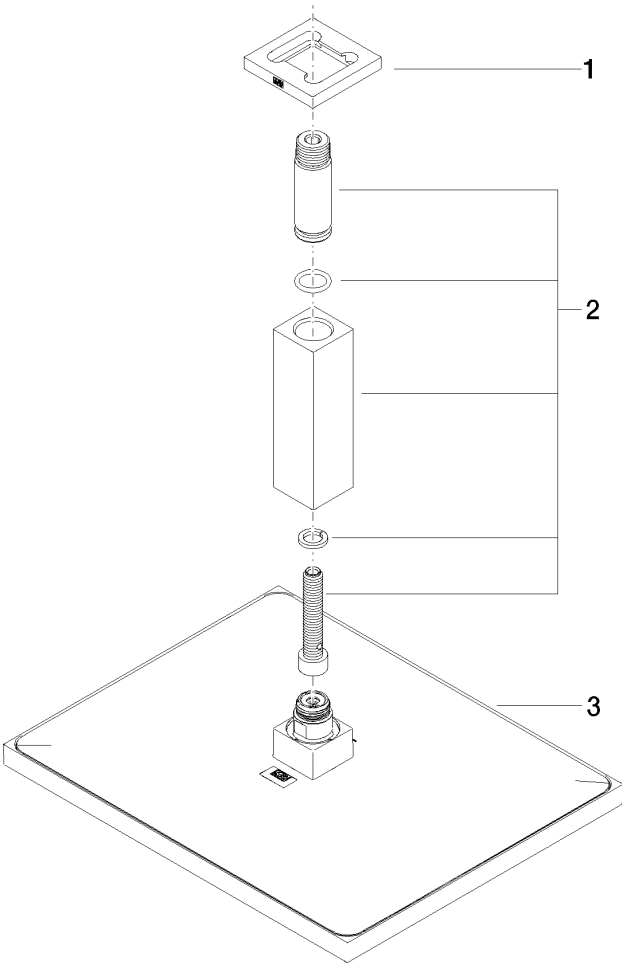
35 085 970-90  
0010

mm [inches]



| Codes & Standards |   |      |                |
|-------------------|---|------|----------------|
| ASME A112.18.1    | California Energy Commission (CEC)  | cUPC | EPA WaterSense |
| WaterSense        |  |      |                |

| Certificates and sustainability |             |
|---------------------------------|-------------|
| IAPMO_4976                      | IAPMO_11777 |



Spare parts list

| Number | Item Number        | Designation | Number of units | Lead time |
|--------|--------------------|-------------|-----------------|-----------|
| 1      | 09 27 98 017-06    | rosette     | 1.00            | 10        |
| 3      | 04 12 05 063 10-06 | shower      | 1.00            | 10        |
| 2      | 90 11 10 092 00-06 | connection  | 1.00            | 10        |