

**Rain shower ceiling-mounted 11-3/4" x 9-1/2" - Champagne (22kt Gold)**

28 775 980 Product version from 3/13/2017



- PURE RAIN, flow rate max. 1.8 gpm (at 3 bar)
- Descaling system
- 11-3/4" x 9-1/2" Rain showerhead
- 6-1/2" distance between ceiling and bottom of showerhead
- Flange 2-3/8 x 2-3/8
- 1/2" connection
- Function from: 1.6 gpm
- This product reduces water consumption by 28% (compared to requirements of EPA '92)
- This product contributes to meeting the requirements of the LEED® Green Building Rating
- This product can help a building meet the requirements of Green Building Rating Systems, e.g. LEED®, BREEAM®, DGNB

	Champagne (22kt Gold)	28 775 980-47 0010
	Chrome	28 775 980-00 0010
	Brushed Platinum	28 775 980-06 0010
	Platinum	28 775 980-08 0010
	Dark Chrome	28 775 980-19 0010
	Brushed Durabronze (23kt Gold)	28 775 980-28 0010
	Matte Black	28 775 980-33 0010
	Brushed Champagne (22kt Gold)	28 775 980-46 0010
	Brushed Chrome	28 775 980-93 0010
	Brushed Dark Platinum	28 775 980-99 0010

**Required article**



- Concealed wall elbow -**
- Max. rough in depth "
  - Min. rough in depth "

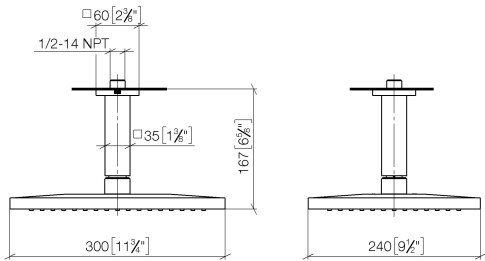
35 085 970-90  
0010



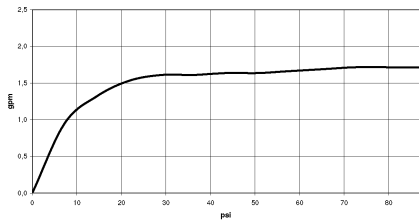
Rain shower ceiling-mounted 11-3/4" x 9-1/2" - Champagne (22kt Gold)

28 775 980    Product version from 3/13/2017

mm [inches]



Flow rate chart



Codes & Standards

ASME A112.18.1	ASME A112.18.1/CSA B125.1	California Energy Commission (CEC)	cUPC
----------------	---------------------------------	--	------



## Rain shower ceiling-mounted 11-3/4" x 9-1/2" - Champagne (22kt Gold)

---

28 775 980 Product version from 3/13/2017

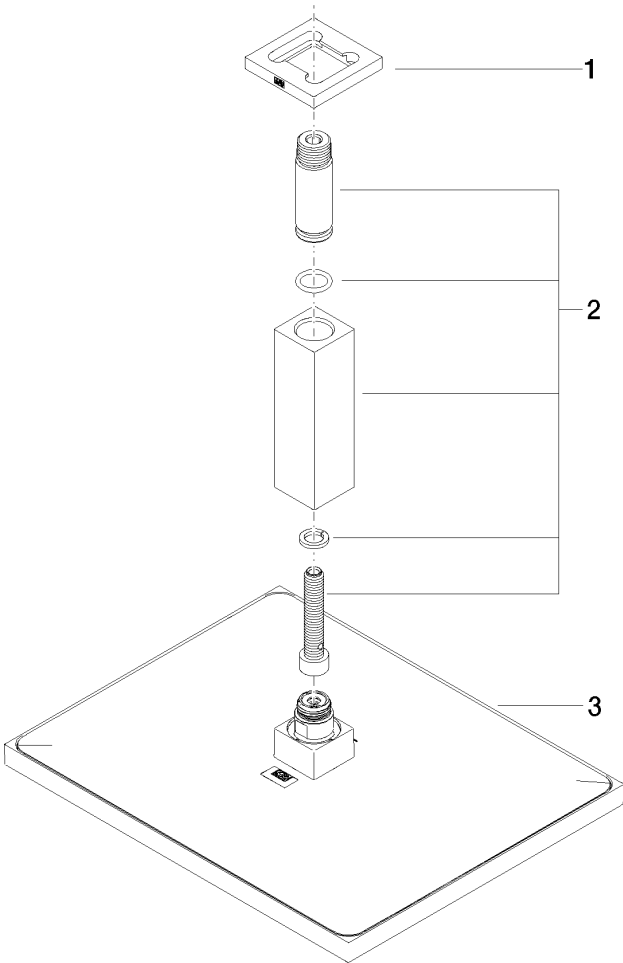
### Certificates

---

IAPMO\_4976

# Rain shower ceiling-mounted 11-3/4" x 9-1/2" - Champagne (22kt Gold)

28 775 980    Product version from 3/13/2017



## Spare parts list

Number	Item Number	Designation	Number of units	Lead time
1	09 27 98 017-47	rosette	1	30
2	90 11 10 092 00-47	connection	1	30
3	04 12 05 063 10-47	shower	1	60