



META Pillar-tap, wall-mounted cold water only without drain - Champagne (22kt Gold)

30 010 662 Product version from 5/1/2022



- 5" Projection
- Rigid spout
- Round aerated stream
- 1-3/8" hole diameter
- Flange diameter 2-3/8"
- Water flow rate limited to max. 1.2 gpm
- lead-free
- This product can help a building meet the requirements of Green Building Rating Systems, e.g. LEED®, BREEAM®, DGNB

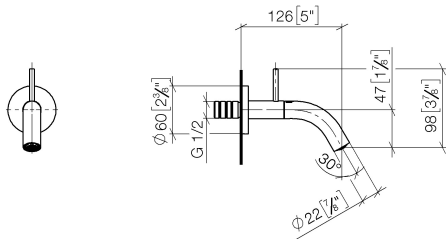
(ADA)

	Champagne (22kt Gold)	30 010 662-47 0010
	Chrome	30 010 662-00 0010
	Brushed Platinum	30 010 662-06 0010
	Light gold	30 010 662-26 0010
	Brushed Light Gold	30 010 662-27 0010
	Matte Black	30 010 662-33 0010
	Brushed Bronze	30 010 662-42 0010
	Brushed Champagne (22kt Gold)	30 010 662-46 0010
	Brushed Chrome	30 010 662-93 0010
	Brushed Dark Platinum	30 010 662-99 0010

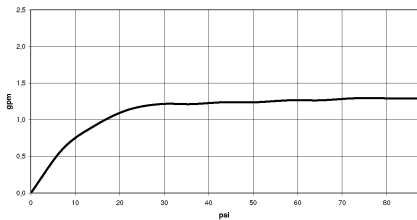


META Pillar-tap, wall-mounted cold water only without drain - Champagne (22kt Gold)

30 010 662 Product version from 5/1/2022
mm [inches]



Flow rate chart



Codes & Standards

ASME A112.18.1	California Energy Commission (CEC)	cUPC	EPA WaterSense
NSF372	NSF61	Water Sense	WaterSense





META Pillar-tap, wall-mounted cold water only without drain - Champagne (22kt Gold)

30 010 662 Product version from 5/1/2022

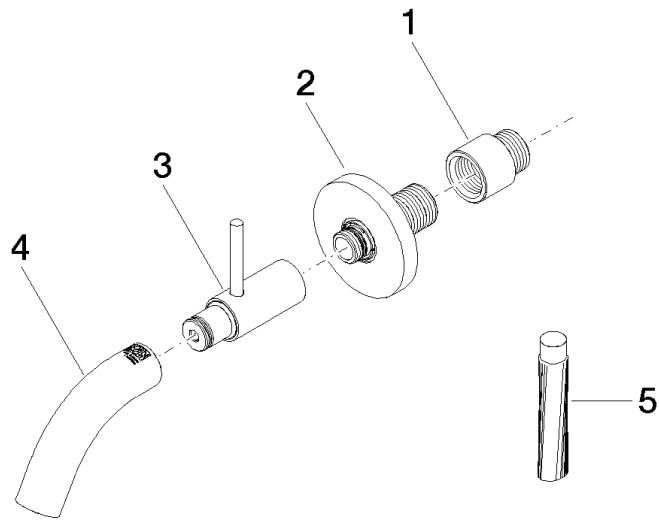
Certificates

IAPMO_8834	IAPMO_N-4	IAPMO_6	IAPMO_4976 (
------------	-----------	---------	--------------

META Pillar-tap, wall-mounted cold water only without drain - Champagne (22kt Gold)

30 010 662 Product version from 5/1/2022

Parts for other finishes can be found here: [Chrome](#)



Spare parts list

Number	Item Number	Designation	Number of units	Lead time
1	09 24 03 072 10 90	nipple	1	2
2	90 27 66 019 00-47	rosette	1	30
3	90 20 66 023 00-47	handle	1	30
4	90 28 22 386 00-47	spout	1	30
5	09 16 03 001 90	grease	1	2