

## TARA ULTRA POT FILLER Cold water valve - Platinum

TARA ULTRA

30 805 875 Product version from 10/1/2024



- 19-5/8" Projection
- Swiveling spout
- Laminar stream
- One water inlet, no mixing function
- Water flow rate limited to max. 1.5 gpm
- Two valves for on / off function
- Min. rough in depth 4-7/8"
- Max. rough in depth 3-1/8"
- lead-free
- This product can help a building meet the requirements of Green Building Rating Systems, e.g. LEED®, BREEAM®, DGNB

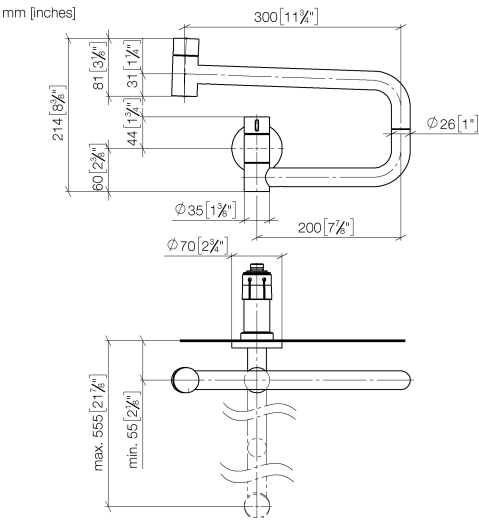
	Platinum	30 805 875-08
	Chrome	30 805 875-00
	Brushed Platinum	30 805 875-06
	Durabronze (23kt Gold)	30 805 875-09
	Dark Chrome	30 805 875-19
	Brushed Durabronze (23kt Gold)	30 805 875-28
	Brushed Bronze	30 805 875-42
	Brushed Champagne (22kt Gold)	30 805 875-46
	Champagne (22kt Gold)	30 805 875-47
	Brushed Chrome	30 805 875-93
	Brushed Dark Platinum	30 805 875-99

### Required article

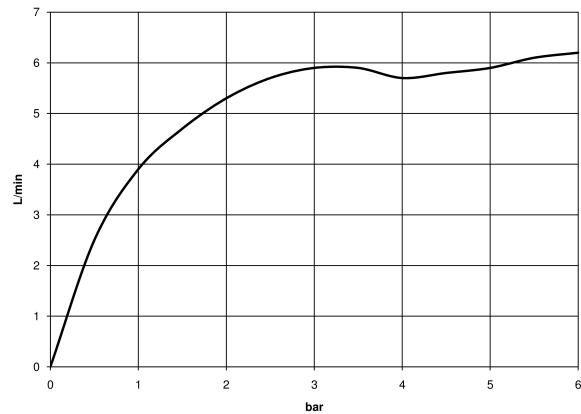


- POT FILLER Rough-in wall elbow - 35 087 970-90**  
 •Max. rough in depth 4-7/8" 0010  
 •Min. rough in depth 3-1/8"

30 805 875 Product version from 10/1/2024



**Flow rate chart**



**Codes & Standards**

ASME A112.18.1	California Energy Commission (CEC)	cUPC	DIN 4109
ISO 3822	NSF372	NSF61	Scottish Water Byelaws
UK Water Supply Regulations	Ü-Zeichen		



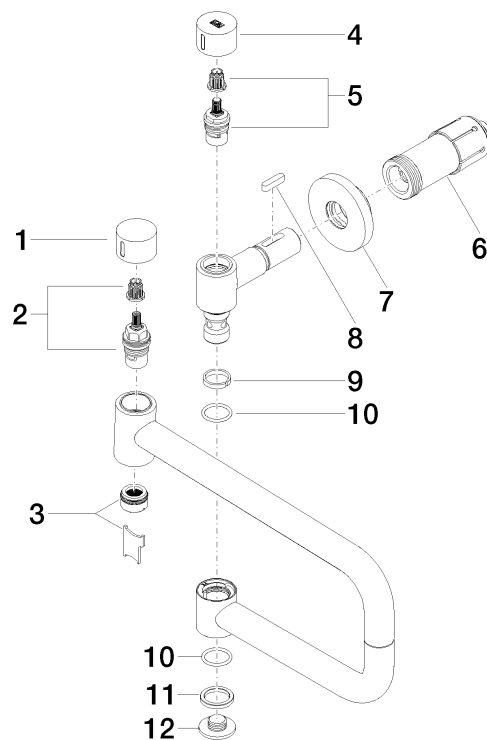
TARA ULTRA POT FILLER Cold water valve - Platinum

TARA ULTRA

30 805 875 Product version from 10/1/2024

Certificates and sustainability

LGA_29	IAPMO_N-4	IAPMO_6	WRAS_240702	IAPMO_4976 (
--------	-----------	---------	-------------	--------------



## Spare parts list

Number	Item Number	Designation	Number of units	Lead time
4	09 20 62 027-08	handle	1.00	40
1	09 20 62 025-08	handle	1.00	60
8	90 16 04 001 00 90	spring	1.00	2
6	90 30 01 213 00 90	connection	1.00	2
5	90 90 03 171 00 90	top	1.00	2
12	09 21 02 028-08	lid	1.00	40
10	09 14 10 015 90	seal	2.00	2
9	09 28 10 136 90	ring	1.00	2
3	90 23 01 026 11-08	aerator	1.00	40
7	90 27 87 039 00-08	rosette	1.00	40
2	90 90 03 146 00 90	top	1.00	2
11	09 28 10 139 90	ring	1.00	2