



IMO Single-lever tub mixer for wall-mounted installation without hand shower set - Brushed Platinum

33 200 671 Product version from 4/1/2024









- 7-1/2" Projection
- Round aerator
- Integrated diverter
- 3/8" Shower outlet
- Flanges Ø 2-3/8"
- 1/2" connection
- Center to center 5-7/8" ± 5/8"
- Water flow rate limited to max. 4.4 gpm

(ADA)

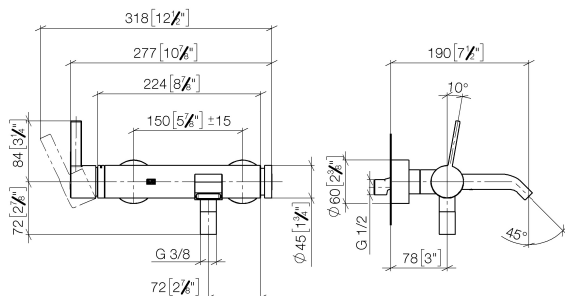
Internal backflow preventer.

NOTE: Local building codes may require the use of an anti-scald device. Please refer to remote pressure balance valve (35 914 970 90)

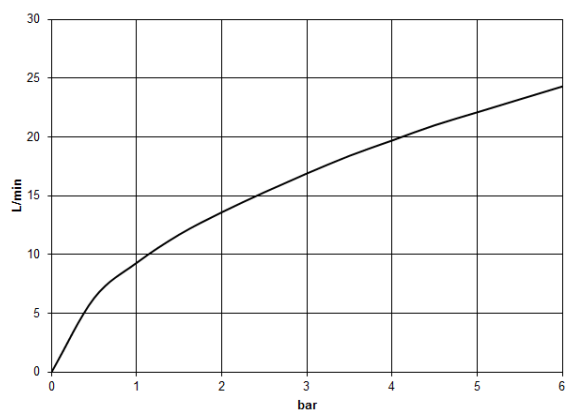
	Brushed Platinum	33 200 671-06 0010
	Chrome	33 200 671-00 0010
	Dark Chrome	33 200 671-19 0010
	Matte Black	33 200 671-33 0010
	Brushed Chrome	33 200 671-93 0010
	Brushed Dark Platinum	33 200 671-99 0010

## IMO Single-lever tub mixer for wall-mounted installation without hand shower set - Brushed Platinum

33 200 671 Product version from 4/1/2024  
mm [inches]



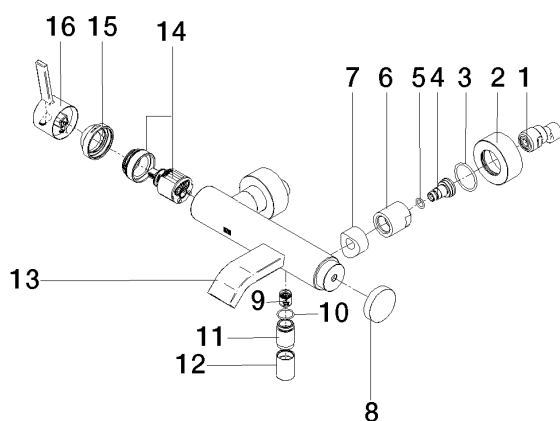
### Flow rate chart



## IMO Single-lever tub mixer for wall-mounted installation without hand shower set - Brushed Platinum

33 200 671 Product version from 4/1/2024

Parts for other  
finishes can be found  
here: [Chrome](#)



### Spare parts list

Number	Item Number	Designation	Number of units	Lead time
1	04 11 04 030 00 90	connection	1	2
2	09 27 62 004-06	rosette	2	10
3	09 14 10 119 90	seal	2	2
4	09 29 05 005 20 90	nipple	2	60
5	09 14 10 008 90	seal	2	2
6	09 23 10 048-06	nut	2	10
7	09 18 40 059-06	sleeve	2	10
8	09 20 62 031-06	handle	1	10
9	90 23 01 141 00 90	back-flow preventer	1	2
10	90 14 10 032 00 90	seal	1	2
11	09 24 03 115 20-06	nipple	1	10
12	90 21 02 069 00-06	cover	1	10
13	90 11 06 228 00-06	spout	1	-
Spare part can no longer be ordered, please order the replacement item				
14	90 15 05 046 01 90	cartridge	1	2
15	09 28 30 032-06	cover	1	10
16	90 20 67 020 00-06	handle	1	-

Spare part can no longer be ordered, please order the replacement item