



IMO Single-lever tub mixer for wall-mounted installation without hand shower set - Brushed Chrome

IMO

33 200 671 Product version from 4/1/2024









- 7-1/2" Projection
- Round aerator
- Integrated diverter
- 3/8" Shower outlet
- Flanges Ø 2-3/8"
- 1/2" connection
- Center to center 5-7/8" ± 5/8"
- Water flow rate limited to max. 4.4 gpm

Internal backflow preventer.

(ADA)

NOTE: Local building codes may require the use of an anti-scald device. Please refer to remote pressure balance valve (35 914 970 90)

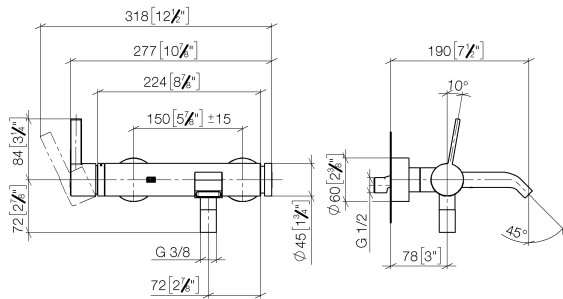
NOTE: Hand shower sold separately. For more hand shower options, please see the miscellaneous articles section of each series.

	Brushed Chrome	33 200 671-93 0010
	Chrome	33 200 671-00 0010
	Brushed Platinum	33 200 671-06 0010
	Dark Chrome	33 200 671-19 0010
	Matte Black	33 200 671-33 0010
	Brushed Dark Platinum	33 200 671-99 0010

IMO Single-lever tub mixer for wall-mounted installation without hand shower set - Brushed Chrome

IMO

33 200 671 Product version from 4/1/2024
mm [inches]



Flow rate chart



Codes & Standards

ADA	ASME A112.18.1	cUPC
-----	----------------	------



IMO Single-lever tub mixer for wall-mounted installation without hand shower set - Brushed Chrome

IMO

33 200 671 Product version from 4/1/2024

Certificates and sustainability

IAPMO_4976 (

IMO Single-lever tub mixer for wall-mounted installation without hand shower set - Brushed Chrome

IMO

33 200 671 Product version from 4/1/2024

Parts for other
finishes can be found
here: [Chrome](#)



Spare parts list

Number	Item Number	Designation	Number of units	Lead time
	10 90 14 10 032 00 90	seal	1.00	2
	11 09 24 03 115 20-93	nipple	1.00	20
	5 09 14 10 008 90	seal	2.00	2
	15 09 28 30 032-93	cover	1.00	20
	3 09 14 10 119 90	seal	2.00	2
	8 09 20 62 031-93	handle	1.00	20
	12 90 21 02 069 00-93	cover	1.00	20
	16 90 20 67 020 00-93	handle	1.00	20
	1 04 11 04 030 00 90	connection	1.00	2
	6 09 23 10 048-93	nut	2.00	20
	13 90 11 06 228 00-93	spout	1.00	-
Spare part can no longer be ordered, please order the replacement item				
	7 09 18 40 059-93	sleeve	2.00	20
	14 90 15 05 046 01 90	cartridge	1.00	2
	2 09 27 62 004-93	rosette	2.00	20
	4 09 29 05 005 20 90	nipple	2.00	60
	9 90 23 01 141 00 90	back-flow preventer	1.00	2