



LISSE Single-lever lavatory mixer without drain - Dark Chrome








LISSE

33 521 845 Product version from 5/3/2021



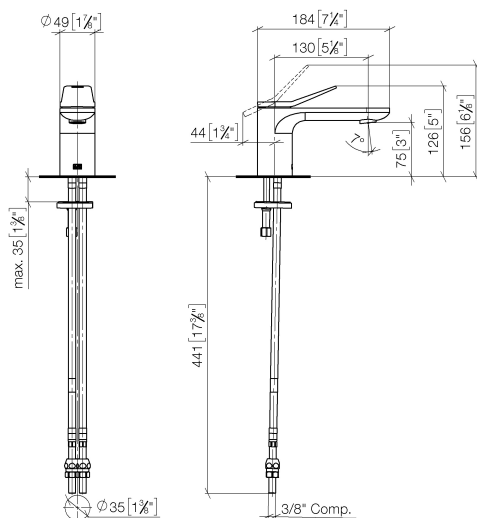
- 5-1/8" Projection
- Rigid spout
- Round aerated stream
- Total height 5"
- Height to aerator/spout outlet 3"
- 1-3/8" hole diameter
- 2 x pressure hose with 3/8" compression fitting
- Water flow rate limited to max. 1.2 gpm
- lead-free
- This product can help a building meet the requirements of Green Building Rating Systems, e.g. LEED®, BREEAM®, DGNB

(ADA)

| | | |
|---|-----------------------|--------------------|
|  | Dark Chrome | 33 521 845-19 0010 |
|  | Chrome | 33 521 845-00 0010 |
|  | Brushed Platinum | 33 521 845-06 0010 |
|  | Brushed Light Gold | 33 521 845-27 0010 |
|  | Matte Black | 33 521 845-33 0010 |
|  | Brushed Chrome | 33 521 845-93 0010 |
|  | Brushed Dark Platinum | 33 521 845-99 0010 |

33 521 845 Product version from 5/3/2021

mm [inches]



Codes & Standards

| | | | |
|----------------|----------------|------------------------------------|------------|
| ADA | ASME A112.18.1 | California Energy Commission (CEC) | cUPC |
| EPA WaterSense | NSF372 | NSF61 | WaterSense |



Certificates and sustainability

IAPMO_N-4976 IAPMO_6397 IAPMO_8834 IAPMO_4976 (

33 521 845 Product version from 5/3/2021

Parts for other
finishes can be found
here: [Chrome](#)

