



IMO Single-lever lavatory mixer with raised spout with drain - Dark Chrome

IMO








33 528 671 Product version from 4/1/2024



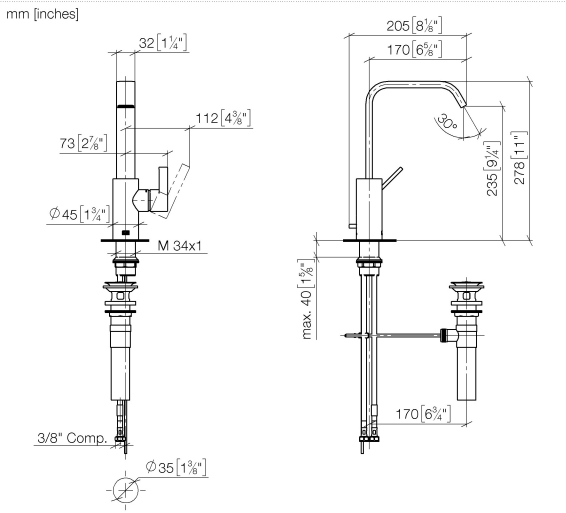
- 6-3/4" Projection
- US drain with overflow
- Rectangular aerated stream
- Total height 11"
- Height to aerator/spout outlet 9-1/4"
- 1-3/8" hole diameter
- 2 x pressure hose with 3/8" compression fitting
- Water flow rate limited to max. 1.2 gpm
- lead-free
- This product can help a building meet the requirements of Green Building Rating Systems, e.g. LEED®, BREEAM®, DGNB
- Rigid spout

(ADA)

Suitable only for basins with overflow.

	Dark Chrome	33 528 671-19 0010
	Chrome	33 528 671-00 0010
	Brushed Platinum	33 528 671-06 0010
	Brushed Light Gold	33 528 671-27 0010
	Matte Black	33 528 671-33 0010
	Brushed Chrome	33 528 671-93 0010
	Brushed Dark Platinum	33 528 671-99 0010

33 528 671 Product version from 4/1/2024



Codes & Standards

ADA ASME A112.18.1 cUPC EPA WaterSense

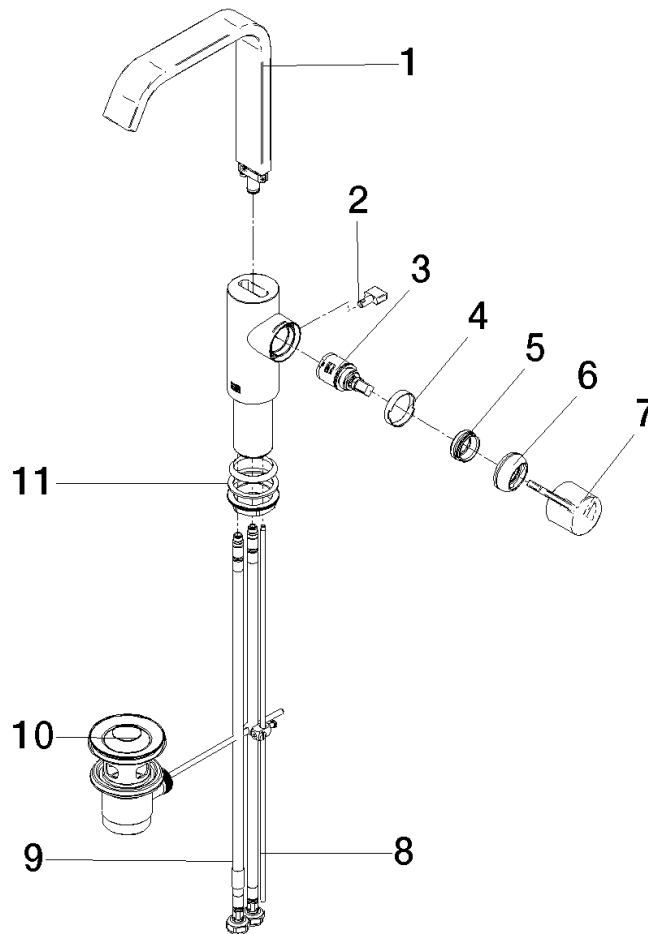
NSF372 NSF61 WaterSense



Certificates and sustainability

IAPMO_N-4976 IAPMO_6397 IAPMO_8834 IAPMO_4976 (

Parts for other
finishes can be found
here: [Chrome](#)



Spare parts list

Number	Item Number	Designation	Number of units	Lead time
7	90 20 67 027 00-19	handle	1.00	20
6	90 28 30 061 00-19	cover	1.00	-
Spare part can no longer be ordered, please order the replacement item				
4	90 23 10 128 00 90	nut	1.00	2
2	09 20 67 002-19	handle	1.00	60
10	90 11 01 023 00-19	pop-up waste	1.00	20
11	04 23 10 044 07 90	fixing set	1.00	2
5	09 24 04 266 90	nut	1.00	2
3	90 15 05 042 00 90	cartridge	1.00	2
9	04 30 04 102 00 90	Flexible supply line 3/8" -	2.00	2
8	09 31 09 080-19	pull-rod	1.00	60
1	90 28 22 404 00-19	spout	1.00	-
Spare part can no longer be ordered, please order the replacement item				