



IMO Single-lever lavatory mixer with raised spout with drain - Brushed Light Gold

IMO








33 528 671 Product version from 4/1/2024



- 6-3/4" Projection
- US drain with overflow
- Rectangular aerated stream
- Total height 11"
- Height to aerator/spout outlet 9-1/4"
- 1-3/8" hole diameter
- 2 x pressure hose with 3/8" compression fitting
- Water flow rate limited to max. 1.2 gpm
- lead-free
- This product can help a building meet the requirements of Green Building Rating Systems, e.g. LEED®, BREEAM®, DGNB
- Rigid spout

(ADA)

Suitable only for basins with overflow.

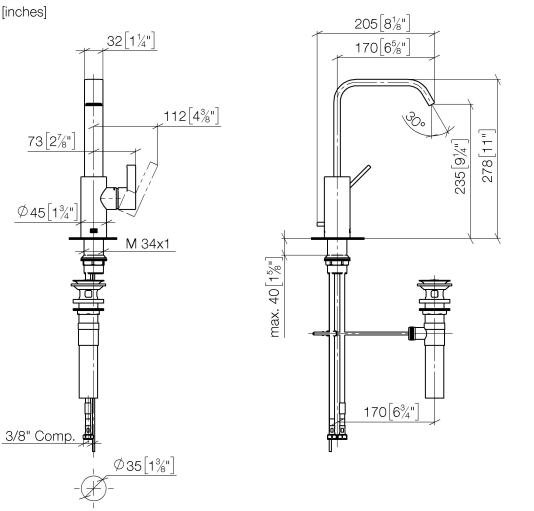
	Brushed Light Gold	33 528 671-27 0010
	Chrome	33 528 671-00 0010
	Brushed Platinum	33 528 671-06 0010
	Dark Chrome	33 528 671-19 0010
	Matte Black	33 528 671-33 0010
	Brushed Chrome	33 528 671-93 0010
	Brushed Dark Platinum	33 528 671-99 0010

**IMO Single-lever lavatory mixer with raised spout with drain - Brushed Light Gold**

IMO

33 528 671 Product version from 4/1/2024

mm [inches]



**Codes & Standards**

ADA

NSF372

NSF61

**Certificates and sustainability**

IAPMO\_N-4976

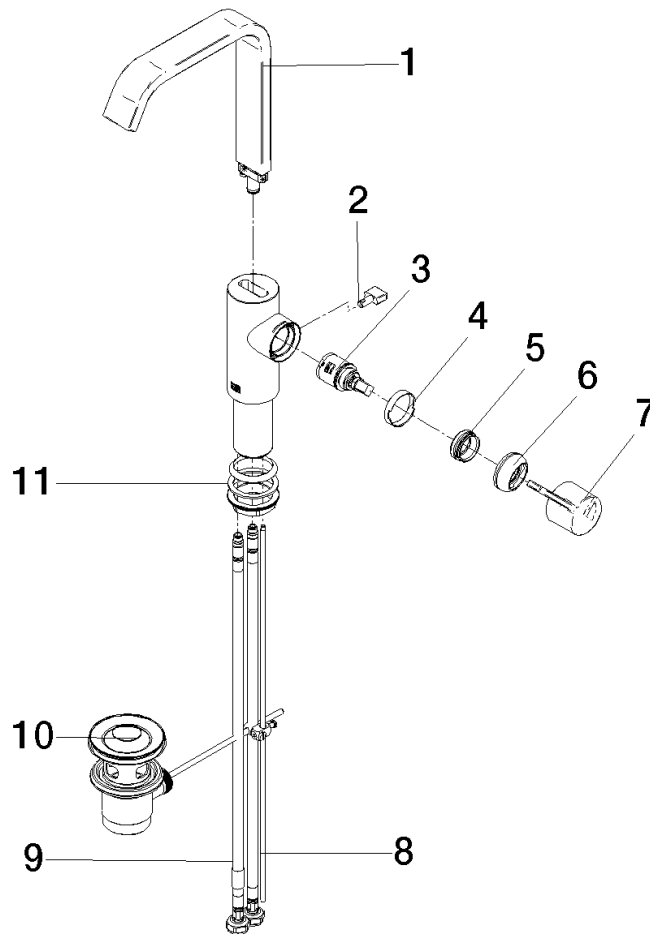
IAPMO\_6397

## IMO Single-lever lavatory mixer with raised spout with drain - Brushed Light Gold

IMO

33 528 671 Product version from 4/1/2024

Parts for other  
finishes can be found  
here: [Chrome](#)



### Spare parts list

Number	Item Number	Designation	Number of units	Lead time
6	90 28 30 061 00-27	cover	1.00	20
10	90 11 01 023 00-27	pop-up waste	1.00	20
3	90 15 05 042 00 90	cartridge	1.00	2
2	09 20 67 002-27	handle	1.00	60
7	90 20 67 027 00-27	handle	1.00	20
11	04 23 10 044 07 90	fixing set	1.00	2
8	09 31 09 080-27	pull-rod	1.00	60
4	90 23 10 128 00 90	nut	1.00	2
9	04 30 04 102 00 90	Flexible supply line 3/8" -	2.00	2
5	09 24 04 266 90	nut	1.00	2
1	90 28 22 404 00-27	spout	1.00	20