






EDITION PRO Single-lever bidet mixer with drain - Brushed Chrome

EDITION PRO

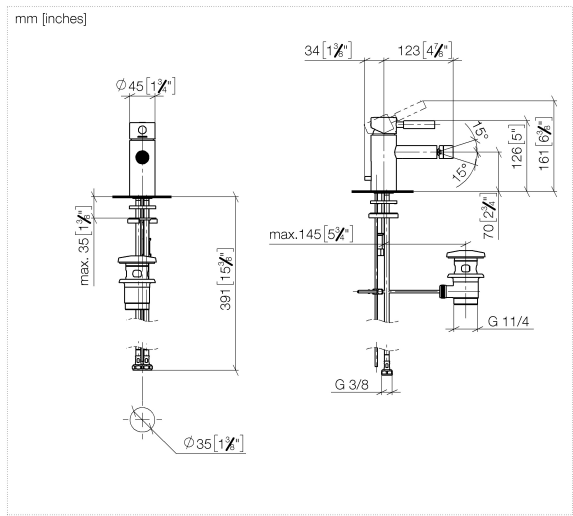
33 600 626 Product version from 4/1/2023



- 4-7/8" Projection
- European drain with overflow
- swivels 15°
- Round aerated stream
- Total height 5-1/8"
- Height to aerator/spout outlet 2-3/4"
- 1-3/8" hole diameter
- 2x 3/8" flexible supply lines
- 2x 10 mm European flexible supply lines
- Water flow rate limited to max. 1.8 gpm

	Brushed Chrome	33 600 626-93
	Chrome	33 600 626-00
	Matte Black	33 600 626-33

33 600 626 Product version from 4/1/2023





## Spare parts list

Number	Item Number	Designation	Number of units	Lead time
1	90 20 62 046 00-93	handle	1.00	20
9	90 23 01 119 02-93	aerator	1.00	-
Spare part can no longer be ordered, please order the replacement item				
3	09 24 04 130-07	nut	1.00	30
11	09 14 10 119 90	seal	1.00	2
13	04 30 04 104 00 90	hose	2.00	2
12	09 28 10 109-07	ring	1.00	30
10	90 31 11 030 00 90	pin	2.00	2
14	04 20 62 030 80-93	pull-rod	1.00	20
15	09 31 11 012 90	pin	1.00	2
7	09 11 06 086 20-93	spout	1.00	60
8	04 21 40 007 00-93	joint	1.00	20
2	09 28 30 008-93	cover	1.00	20
5	09 14 10 003 90	seal	2.00	2
4	90 15 05 041 00 90	cartridge	1.00	2
6	09 24 04 025 10 90	nipple	1.00	2
17	90 11 01 001 00-93	pop-up waste	1.00	20
16	04 30 11 085 88 90	fixing set	1.00	2