

META SQUARE Single-lever mixer - Dark Chrome

33 800 861 Product version from 2/1/2023




- 7-7/8" Projection
- Swiveling spout 360°
- Optional restricted swivel available with swivel limiter set 12 820 970 90
- Aerated stream
- Total height 13-1/8"
- Height to aerator/spout outlet 10-1/8"
- 1-3/8" hole diameter
- 2 x pressure hose with 3/8" compression fitting
- Water flow rate limited to max. 1.5 gpm
- lead-free
- This product can help a building meet the requirements of Green Building Rating Systems, e.g. LEED®, BREEAM®, DGNB

(ADA)

Combination with side spray set or profi side spray set not possible.

	Dark Chrome	33 800 861-19 0010
	Chrome	33 800 861-00 0010
	Brushed Platinum	33 800 861-06 0010
	Platinum	33 800 861-08 0010
	Durabrass (23kt Gold)	33 800 861-09 0010
	Brushed Durabrass (23kt Gold)	33 800 861-28 0010
	Matte Black	33 800 861-33 0010
	Brushed Bronze	33 800 861-42 0010
	Brushed Champagne (22kt Gold)	33 800 861-46 0010
	Champagne (22kt Gold)	33 800 861-47 0010
	Brushed Chrome	33 800 861-93 0010
	Brushed Dark Platinum	33 800 861-99 0010


Recommended article

	Swivel limiter set -	12 820 970 90
---	----------------------	---------------

Recommended article

	AIR SWITCH operating button, trim parts only - Dark Chrome	10 713 970-19
---	--	---------------

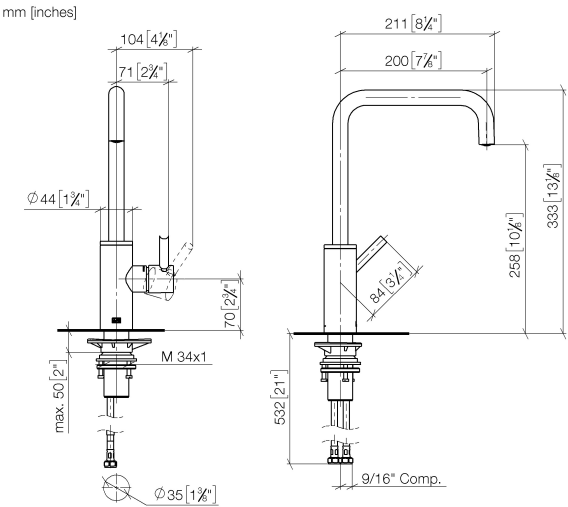
Recommended article

	Soap dispenser with flange - Dark Chrome	82 444 970-19
---	--	---------------

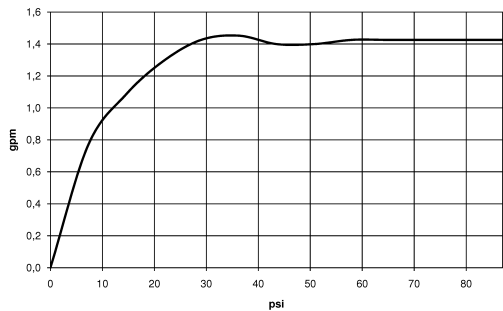


META SQUARE Single-lever mixer - Dark Chrome

33 800 861 Product version from 2/1/2023



Flow rate chart



Codes & Standards

ASME A112.18.1	California Energy Commission (CEC)	cUPC	NSF372
NSF61			



META SQUARE Single-lever mixer - Dark Chrome

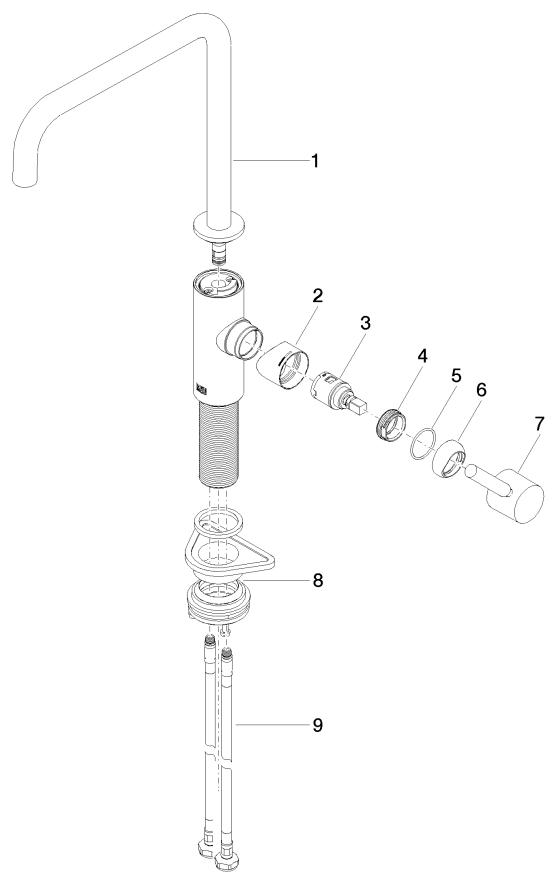
33 800 861 Product version from 2/1/2023

Certificates

IAPMO_6397 IAPMO_N-4976 IAPMO_4976 (

META SQUARE Single-lever mixer - Dark Chrome

33 800 861 Product version from 2/1/2023



Spare parts list

Number	Item Number	Designation	Number of units	Lead time
1	90 28 22 334 01-19	spout	1	20
2	09 19 86 012-19	cover	1	60
3	90 15 05 042 00 90	cartridge	1	2
4	09 24 04 266 90	nut	1	2
5	09 14 10 091 90	seal	1	2
6	90 28 30 052 00-19	cover	1	20
7	90 20 66 003 00-19	handle	1	20
8	04 23 10 044 08 90	fixing set	1	2
9	04 30 04 101 00 90	hose	2	2