

# META SQUARE Single-lever mixer - Brushed Dark Platinum

33 815 861 Product version from 2/1/2023



- 9-1/4" Projection
- Swiveling spout 360°
- Optional restricted swivel available with swivel limiter set 12 820 970 90
- Aerated stream
- Total height 14"
- Height to aerator/spout outlet 11-1/8"
- 1-3/8" hole diameter
- 2 x pressure hose with 3/8" compression fitting
- Water flow rate limited to max. 1.5 gpm
- lead-free
- This product can help a building meet the requirements of Green Building Rating Systems, e.g. LEED®, BREEAM®, DGNB

(ADA)


Combination with side spray set or profi side spray set not possible.

	Brushed Dark Platinum	33 815 861-99 0010
	Chrome	33 815 861-00 0010
	Brushed Platinum	33 815 861-06 0010
	Platinum	33 815 861-08 0010
	Durabrass (23kt Gold)	33 815 861-09 0010
	Dark Chrome	33 815 861-19 0010
	Brushed Durabrass (23kt Gold)	33 815 861-28 0010
	Matte Black	33 815 861-33 0010
	Brushed Bronze	33 815 861-42 0010
	Brushed Champagne (22kt Gold)	33 815 861-46 0010
	Champagne (22kt Gold)	33 815 861-47 0010
	Brushed Chrome	33 815 861-93 0010


## Recommended article

	Swivel limiter set -	12 820 970 90
---	----------------------	---------------

## Recommended article

	AIR SWITCH operating button, trim parts only - Brushed Dark Platinum	10 713 970-99
---	--	---------------

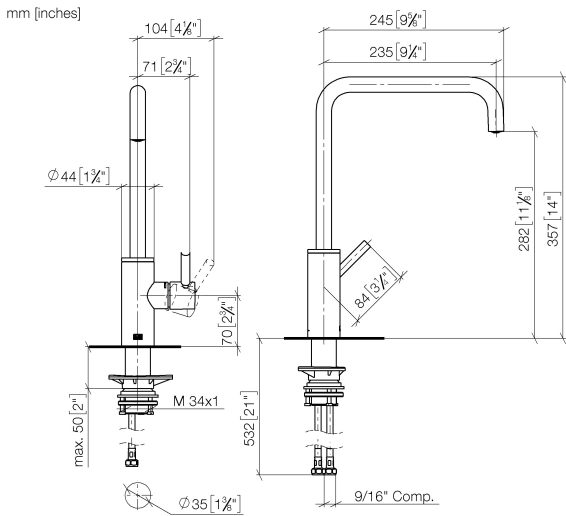
## Recommended article

	Soap dispenser without flange - Brushed Dark Platinum	82 424 970-99
---	---	---------------



META SQUARE Single-lever mixer - Brushed Dark Platinum

33 815 861 Product version from 2/1/2023



Flow rate chart



Codes & Standards

ASME A112.18.1	California Energy Commission (CEC)	cUPC	NSF372
NSF61			



# META SQUARE Single-lever mixer - Brushed Dark Platinum

---

33 815 861    Product version from 2/1/2023

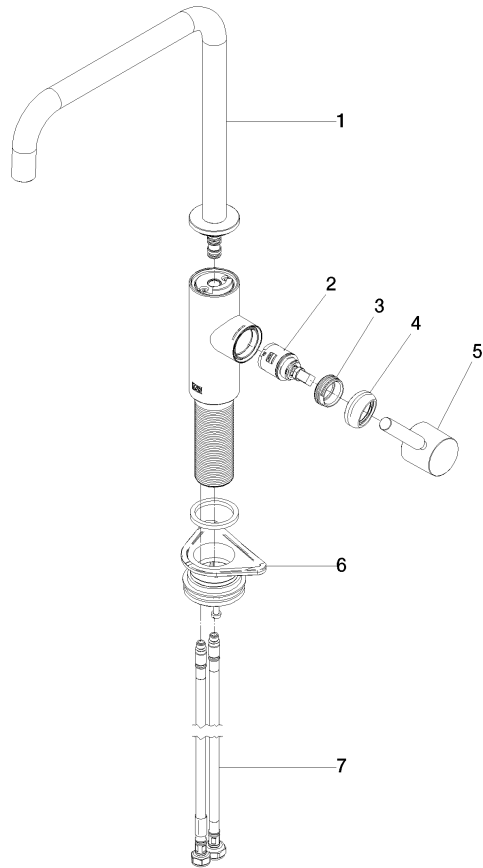
## Certificates

---

IAPMO\_6397            IAPMO\_N-4976            IAPMO\_4976 (

META SQUARE Single-lever mixer - Brushed Dark Platinum

33 815 861    Product version from 2/1/2023



Spare parts list

Number	Item Number	Designation	Number of units	Lead time
1	90 28 22 284 01-99	spout	1	20
2	90 15 05 042 00 90	cartridge	1	2
3	09 24 04 266 90	nut	1	2
4	90 28 30 052 00-99	cover	1	20
5	90 20 66 033 00-99	handle	1	20
6	04 23 10 044 08 90	fixing set	1	2
7	04 30 04 103 00 90	hose	2	2