








TARA ULTRA Profi single-lever mixer - Dark Chrome


33 860 875



- 9-1/2" Projection
 - Swiveling 360°
 - Aerated stream and spray mode
 - Total height 27"
 - Height to aerator/spout outlet 5-1/8"
 - 1-3/8" hole diameter
 - 2 x pressure hose with 3/8" compression fitting
 - Sprayface with descaling system
 - Water flow rate limited to max. 1.5 gpm
 - lead-free
 - This product can help a building meet the requirements of Green Building Rating Systems, e.g. LEED®, BREEAM®, DGNB (ADA)
- Internal backflow preventer.
- Switch back and forth between aerator and spray mode while water is running.

	Dark Chrome	33 860 875-19 0010
	Chrome	33 860 875-00 0010
	Brushed Platinum	33 860 875-06 0010
	Platinum	33 860 875-08 0010
	Brushed Bronze	33 860 875-42 0010
	Brushed Chrome	33 860 875-93 0010
	Brushed Dark Platinum	33 860 875-99 0010

Recommended article



Soap dispenser without flange - Dark Chrome

82 424 970-19

Recommended article



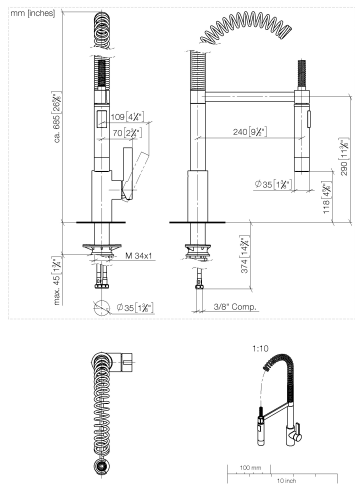
AIR SWITCH operating button, trim parts only - Dark Chrome

10 713 970-19

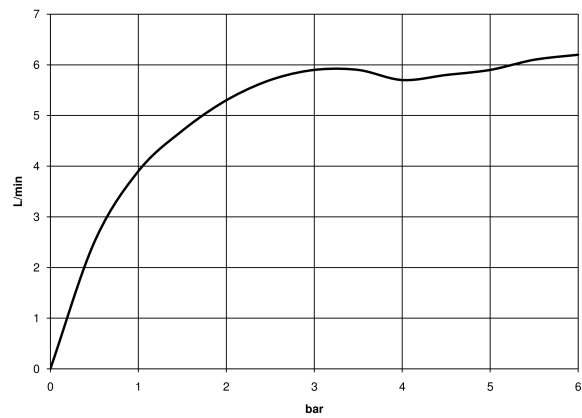


TARA ULTRA Profi single-lever mixer - Dark Chrome

33 860 875



Flow rate chart



Codes & Standards

ADA	ASME A112.18.1	ASME A112.18.1/CSA B125.1	California Energy Commission (CEC)
cUPC	NSF/ANSI 372	NSF/ANSI/CAN 61	NSF372
NSF61			



TARA ULTRA Profi single-lever mixer - Dark Chrome

33 860 875

Certificates

IAPMO_N-4976 IAPMO_6397 IAPMO_4976 (

TARA ULTRA Profi single-lever mixer - Dark Chrome

33 860 875

Parts for other
finishes can be found
here: [Chrome](#)

