

TARA ULTRA Profi single-lever mixer - Brushed Dark Platinum

TARA ULTRA

33 860 875 Product version from 6/1/2022



- 9-1/2" Projection
 - Swiveling 360°
 - Aerated stream and spray mode
 - Total height 27"
 - Height to aerator/spout outlet 5-1/8"
 - 1-3/8" hole diameter
 - 2 x pressure hose with 3/8" compression fitting
 - Sprayface with descaling system
 - Water flow rate limited to max. 1.5 gpm
 - lead-free
 - This product can help a building meet the requirements of Green Building Rating Systems, e.g. LEED®, BREEAM®, DGNB (ADA)
- Internal backflow preventer.
- Switch back and forth between aerator and spray mode while water is running.

	Brushed Dark Platinum	33 860 875-99 0010
	Chrome	33 860 875-00 0010
	Brushed Platinum	33 860 875-06 0010
	Platinum	33 860 875-08 0010
	Dark Chrome	33 860 875-19 0010
	Brushed Bronze	33 860 875-42 0010
	Brushed Chrome	33 860 875-93 0010

Recommended article



**AIR SWITCH operating button,
trim parts only - Brushed Dark
Platinum**

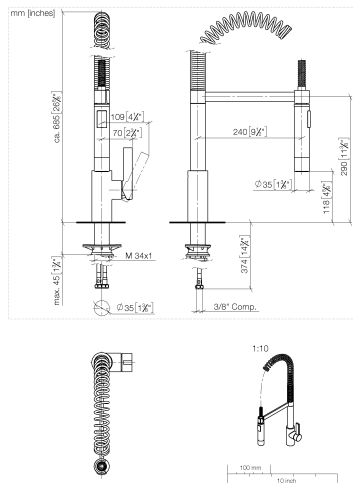
10 713 970-99

Recommended article

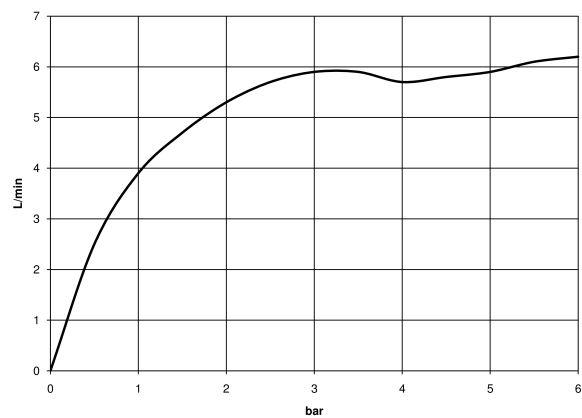


**Soap dispenser without flange -
Brushed Dark Platinum**

82 424 970-99



Flow rate chart



Codes & Standards

ADA	ASME A112.18.1	California Energy Commission (CEC)	cUPC
NSF372	NSF61		



TARA ULTRA Profi single-lever mixer - Brushed Dark Platinum

TARA ULTRA

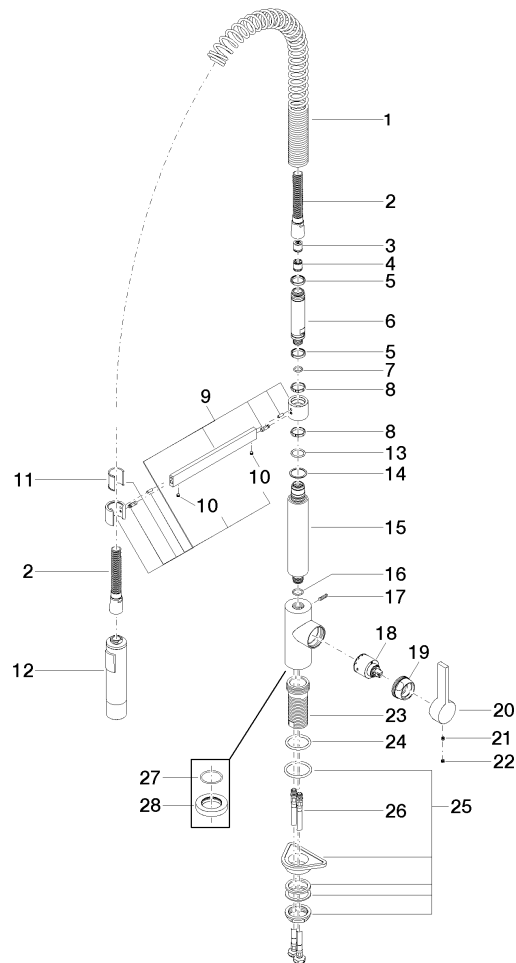
33 860 875 Product version from 6/1/2022

Certificates and sustainability

IAPMO_N-4976 IAPMO_6397 IAPMO_4976 (

33 860 875 Product version from 6/1/2022

Parts for other
finishes can be found
here: [Chrome](#)



Spare parts list

Number	Item Number	Designation	Number of units	Lead time
20	09 20 79 040-99	handle	1.00	20
18	90 15 05 045 00 90	cartridge	1.00	2
25	04 23 10 044 02 90	fixing set	1.00	2
19	09 24 04 107-99	nut	1.00	20
4	90 23 01 141 00 90	back-flow preventer	1.00	2
27	09 14 10 149 90	seal	1.00	2
17	04 31 11 113 00 90	pin	1.00	2
2	90 30 02 065 00-99	hose	1.00	20
10	90 31 11 112 00 90	pin	2.00	2
28	09 28 10 035-99	rosette	1.00	-
Spare part can no longer be ordered, please order the replacement item				
9	04 17 20 029 00-99	holder	1.00	20
6	09 30 01 067 10-99	adaptor	1.00	60
15	09 11 10 072 10-99	connection	1.00	60
1	09 16 02 035-99	spring	1.00	30
13	09 14 10 100 90	seal	1.00	2
3	90 23 01 080 00 90	back-flow preventer	1.00	2
14	09 28 10 122 90	ring	1.00	2
26	04 30 04 107 00 90	hose	2.00	2
21	90 31 11 030 00 90	pin	1.00	2
12	04 12 11 092 10-99	shower	1.00	20
8	09 28 10 181 90	ring	2.00	2
16	90 14 10 055 00 90	seal	1.00	2
11	09 18 40 118 90	sleeve	1.00	2
7	90 14 10 077 00 90	seal	1.00	2
22	90 31 20 109 00 90	plug	1.00	2
5	09 14 15 024 90	ring	2.00	2
24	09 14 10 036 90	seal	1.00	2
23	09 30 01 111 20 90	sleeve	1.00	2