


## META Tub thermostat for wall-mounted installation without hand shower set - Brushed Bronze

META

34 201 979 Product version from 9/1/2022



- 8-1/4" Projection
  - Round aerator
  - Diverter with integrated volume control
  - 3/8" Shower outlet
  - Flanges Ø 2-3/8"
  - 1/2" connection
  - Center to center 5-7/8" ± 5/8"
  - Water flow rate limited to max. 4.5 gpm
- Internal backflow preventer.**

**NOTE: Hand shower sold separately. For more hand shower options, please see the miscellaneous articles section of each series.**

Internal backflow preventer.

NOTE: Hand shower sold separately. For more hand shower options, please see the miscellaneous articles section of each series.

	Brushed Bronze	34 201 979-42
	Chrome	34 201 979-00
	Brushed Platinum	34 201 979-06
	Dark Chrome	34 201 979-19
	Light gold	34 201 979-26
	Brushed Light Gold	34 201 979-27
	Matte Black	34 201 979-33
	Brushed Dark Brass	34 201 979-39
	Brushed Champagne (22kt Gold)	34 201 979-46
	Champagne (22kt Gold)	34 201 979-47
	Brushed Chrome	34 201 979-93
	Brushed Dark Platinum	34 201 979-99

### Required article

#### Rough-in adapter -

- Please order 2 adapters

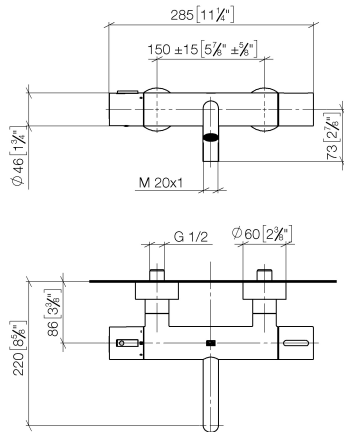
35 080 970-90  
0010



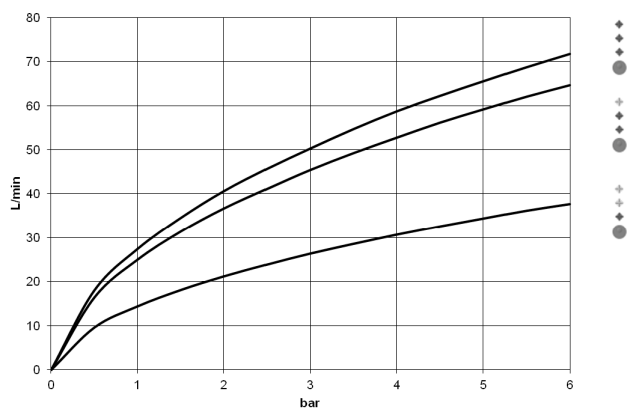
# META Tub thermostat for wall-mounted installation without hand shower set - Brushed Bronze

META

34 201 979 Product version from 9/1/2022  
mm [inches]



## Flow rate chart



## Codes & Standards

California Energy  
Commission  
(CEC)

DIN 4109

ISO 3822

Ü-Zeichen



## META Tub thermostat for wall-mounted installation without hand shower set - Brushed Bronze

---

META

34 201 979 Product version from 9/1/2022

Certificates and sustainability

---

LGA\_18

# META Tub thermostat for wall-mounted installation without hand shower set - Brushed Bronze

META

34 201 979 Product version from 9/1/2022

