



META Tub thermostat for wall-mounted installation without hand shower set -  
Brushed Dark Platinum

34 201 979    Product version from 9/1/2022



- 8-1/4" Projection
  - Round aerator
  - Diverter with integrated volume control
  - 3/8" Shower outlet
  - Flanges Ø 2-3/8"
  - 1/2" connection
  - Center to center 5-7/8" ± 5/8"
  - Water flow rate limited to max. 4.5 gpm
- Internal backflow preventer.**

Internal backflow preventer.

	Brushed Dark Platinum	34 201 979-99
	Chrome	34 201 979-00
	Brushed Platinum	34 201 979-06
	Dark Chrome	34 201 979-19
	Light gold	34 201 979-26
	Brushed Light Gold	34 201 979-27
	Matte Black	34 201 979-33
	Brushed Bronze	34 201 979-42
	Brushed Champagne (22kt Gold)	34 201 979-46
	Champagne (22kt Gold)	34 201 979-47
	Brushed Chrome	34 201 979-93

Required article

**Rough-in adapter -**

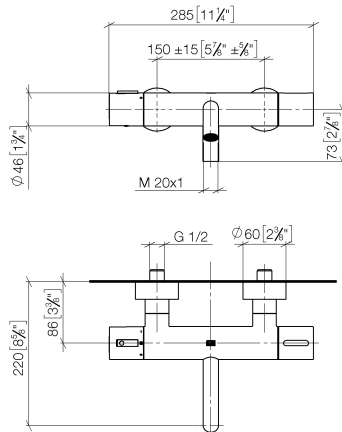
- Please order 2 adapters

35 080 970-90  
0010

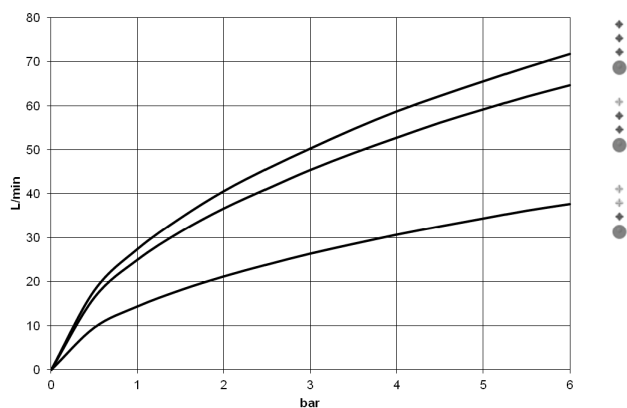


## META Tub thermostat for wall-mounted installation without hand shower set - Brushed Dark Platinum

34 201 979 Product version from 9/1/2022  
mm [inches]



### Flow rate chart



### Codes & Standards

California Energy  
Commission  
(CEC)

DIN 4109

ISO 3822

Ü-Zeichen



## META Tub thermostat for wall-mounted installation without hand shower set - Brushed Dark Platinum

---

34 201 979 Product version from 9/1/2022

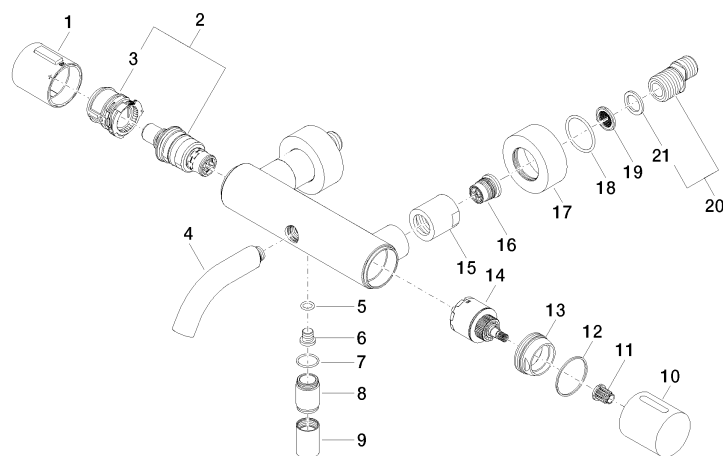
### Certificates

---

LGA\_18

## META Tub thermostat for wall-mounted installation without hand shower set - Brushed Dark Platinum

34 201 979 Product version from 9/1/2022



### Spare parts list

Number	Item Number	Designation	Number of units	Lead time
1	90 17 33 020 00-99	handle	1	20
2	90 15 02 070 00 90	cartridge	1	2
3	90 30 40 010 00 90	regulator	1	2
4	90 11 06 214 00-99	spout	1	20
5	09 14 10 139 90	seal	1	2
6	08 30 30 701 90	screw	1	2
7	90 14 10 032 00 90	seal	1	2
8	09 24 03 115 20-99	nipple	1	20
9	90 21 02 069 00-99	cover	1	20
10	09 20 97 020-99	handle	1	20
11	90 12 12 002 00 90	fixing cap	1	2
12	09 14 15 052 90	ring	1	2
13	09 24 04 141-99	nut	1	20
14	90 15 05 033 00 90	diverter	1	2
15	09 23 10 048-99	nut	2	20
16	90 29 05 024 00 90	nipple	2	2
17	09 27 62 004-99	rosette	2	20
18	09 14 10 119 90	seal	2	2
19	09 29 03 020 90	insert	2	2
20	04 11 04 032 00 90	connection	2	2
21	09 14 20 010 90	seal	2	2