



Shower thermostat for wall-mounted installation - Brushed Dark Brass

SERIES SPECIFIC

34 442 979 Product version from 10/1/2023












- 3/8" Shower outlet
- Flanges Ø 2-3/4"
- 1/2" connection
- Center to center 5-7/8" ± 1/2"
- with volume control

Internal backflow preventer.

For combination with slide bar set

NOTE: Hand shower sold separately. For more hand shower options, please see the miscellaneous articles section of each series.

	Brushed Dark Brass	34 442 979-39
	Chrome	34 442 979-00
	Brushed Platinum	34 442 979-06
	Platinum	34 442 979-08
	Dark Chrome	34 442 979-19
	Light gold	34 442 979-26
	Brushed Light Gold	34 442 979-27
	Brushed Durabrass (23kt Gold)	34 442 979-28
	Matte Black	34 442 979-33
	Brushed Bronze	34 442 979-42
	Brushed Champagne (22kt Gold)	34 442 979-46
	Champagne (22kt Gold)	34 442 979-47
	Brushed Chrome	34 442 979-93
	Brushed Dark Platinum	34 442 979-99

34 442 979 Product version from 10/1/2023

mm [inches]



Flow rate chart



Codes & Standards

DIN 4109

ISO 3822

Ü-Zeichen



Shower thermostat for wall-mounted installation - Brushed Dark Brass

SERIES SPECIFIC

34 442 979 Product version from 10/1/2023

Certificates and sustainability

LGA_29

Shower thermostat for wall-mounted installation - Brushed Dark Brass

SERIES SPECIFIC

34 442 979 Product version from 10/1/2023

Parts for other
finishes can be found
here: [Chrome](#)



Spare parts list

Number	Item Number	Designation	Number of units	Lead time
	11 90 30 40 017 00 90	base	1.00	2
	3 90 30 40 010 00 90	regulator	1.00	2
	4 04 31 20 530 00 90	insert	1.00	2
	10 90 90 03 236 00 90	top	1.00	2
	5 04 11 04 030 00 90	connection	2.00	2
	2 90 15 02 070 00 90	cartridge	1.00	2
	13 09 31 20 511-39	nipple	1.00	60
	9 09 24 77 008-39	nut	2.00	-
Spare part can no longer be ordered, please order the replacement item				
	8 04 31 20 540 00 90	insert	1.00	2
	7 09 29 30 050 90	sieve	2.00	2
	14 90 21 02 069 00-39	cover	1.00	30
	6 90 31 20 512 00-39	rosette	2.00	30
	1 90 17 33 015 00-39	handle	1.00	30
	12 90 14 10 010 00 90	seal	1.00	2