

## Exposed shower set with shower thermostat without hand shower - Brushed Platinum

34 459 980 Product version from 6/1/2024



- Projection 17-7/8"
- Rainshower
- 11-3/4" x 9-1/2" Rain showerhead
- Rain shower with descaling system
- Rain shower water flow rate limited to max. 1.8 gpm (at 3 bar)
- Function from: 1.6 gpm
- Diverter with integrated volume control
- Flanges Ø 2-3/4"
- Height from center of faucet to bottom of rainhead 39-3/4"
- Height from center of faucet to top of shower arm 45-1/4"
- Center to center 5-7/8" ± 1/2"
- Metal shower hose 68-7/8" with anti-twist device
- 1/2" connection
- Slide bar
- Pipe diameter 7/8"
- with drip prevention
- This product reduces water consumption by 28% (compared to requirements of EPA '92)
- This product contributes to meeting the requirements of the LEED® Green Building Rating


**Internal backflow preventer.**  
**NOTE: Hand shower sold separately. Please see hand shower options under the miscellaneous articles section of each series.**

Internal backflow preventer.

NOTE: Hand shower sold separately. Please see hand shower options under the miscellaneous articles section of each series.

	Brushed Platinum	34 459 980-06 0010
	Chrome	34 459 980-00 0010
	Platinum	34 459 980-08 0010
	Dark Chrome	34 459 980-19 0010
	Brushed Light Gold	34 459 980-27 0010
	Brushed Durabronze (23kt Gold)	34 459 980-28 0010
	Matte Black	34 459 980-33 0010
	Brushed Champagne (22kt Gold)	34 459 980-46 0010
	Champagne (22kt Gold)	34 459 980-47 0010
	Brushed Chrome	34 459 980-93 0010
	Brushed Dark Platinum	34 459 980-99 0010

### Required article

	<b>Rough-in adapter -</b> •Please order 2 adapters	35 080 970-90 0010
---	---	--------------------

### Required article

	<b>Hand shower FlowReduce -</b> <b>Brushed Platinum</b>	28 012 979-06 0010
---	--	--------------------

### Required article

	<b>SERIES-VARIOUS Hand shower</b> <b>FlowReduce - Brushed Platinum</b>	28 029 979-06 0010
---	---	--------------------

### Required article

	<b>SERIES-VARIOUS Hand shower</b> <b>FlowReduce - Brushed Platinum</b>	28 025 979-06 0010
---	---	--------------------

### Required article

	<b>Hand shower FlowReduce -</b> <b>Brushed Platinum</b>	28 016 979-06 0010
---	--	--------------------

### Required article

	<b>Hand shower FlowReduce -</b> <b>Brushed Platinum</b>	28 018 979-06 0010
---	--	--------------------

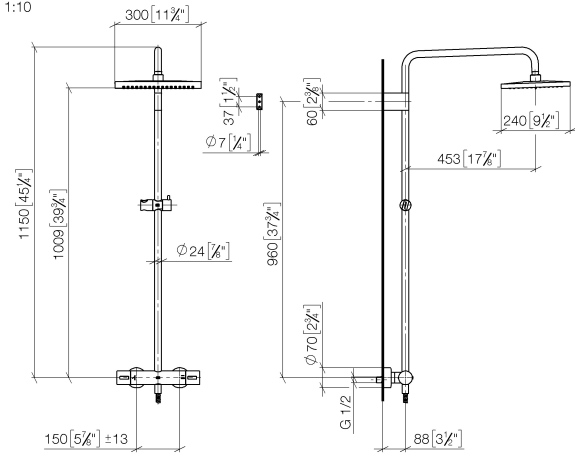
### Required article

	<b>SERIES-VARIOUS Hand shower</b> <b>FlowReduce - Brushed Platinum</b>	28 027 979-06 0010
---	---	--------------------

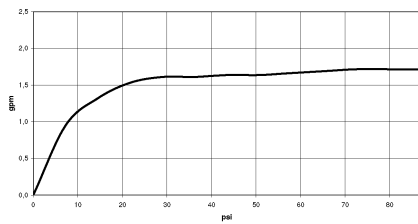


Exposed shower set with shower thermostat without hand shower - Brushed Platinum

34 459 980 Product version from 6/1/2024  
mm [inches]  
1:10



Flow rate chart

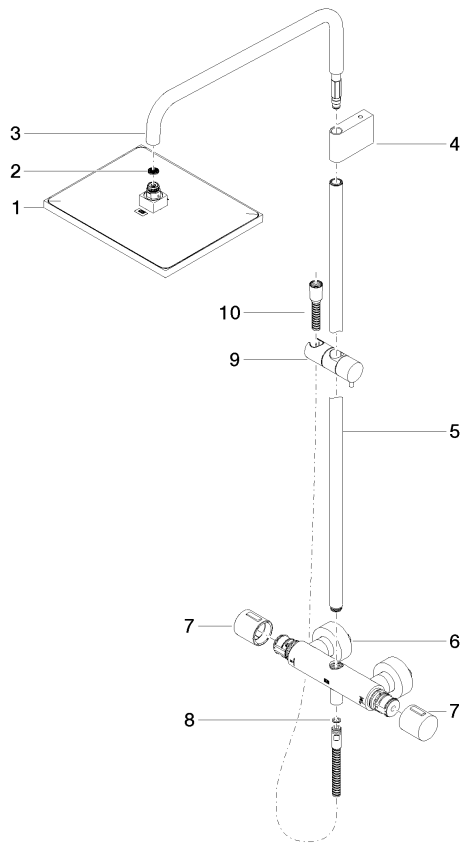


Codes & Standards

ASME  
A112.18.1/CSA  
B125.1  
California Energy  
Commission  
(CEC)

## Exposed shower set with shower thermostat without hand shower - Brushed Platinum

34 459 980 Product version from 6/1/2024



### Spare parts list

Number	Item Number	Designation	Number of units	Lead time
1	04 12 05 063 10-06	shower	1	10
2	09 23 01 039 90	sieve	1	2
3	90 28 22 348 00-06	pipe	1	10
4	90 17 11 150 00-06	holder	1	10
5	90 28 22 349 00-06	pipe	1	10
6	04 17 01 250 00-06	connection	1	10
7	90 17 33 015 00-06	handle	1	10
8	90 14 20 026 00 90	seal	1	2
9	12 570 970-06	Slider - Brushed Platinum	1	10
10	28 322 970-06	Metal shower hose 1/2" x 3/8" x 68-7/8" - Brushed Platinum	1	2