

META Wall mounted two-way diverter - Brushed Champagne (22kt Gold)

META






36 200 661 Product version from 4/1/2022



- Manual diverter
- Without flange
- Handle Ø 2-3/8"
- with integrated shut-off

(ADA)

Does not allow for simultaneous use of functions

	Brushed Champagne (22kt Gold)	36 200 661-46 0010
	Chrome	36 200 661-00 0010
	Brushed Platinum	36 200 661-06 0010
	Light gold	36 200 661-26 0010
	Brushed Light Gold	36 200 661-27 0010
	Matte Black	36 200 661-33 0010
	Brushed Bronze	36 200 661-42 0010
	Champagne (22kt Gold)	36 200 661-47 0010
	Brushed Chrome	36 200 661-93 0010
	Brushed Dark Platinum	36 200 661-99 0010

mm [inches]



Codes & Standards

ADA

ASME A112.18.1

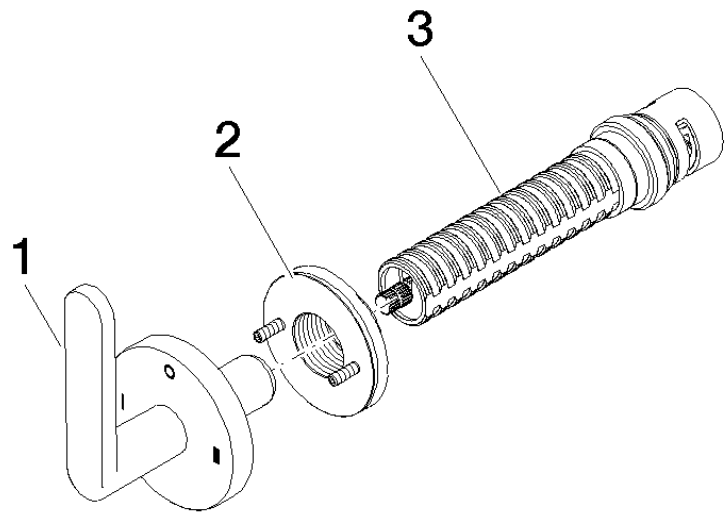
California Energy
Commission
(CEC)

cUPC

Certificates and sustainability

IAPMO_4976 (

Parts for other finishes can be found here: Chrome



Spare parts list

Number	Item Number	Designation	Number of units	Lead time
2	90 21 02 181 00 90	disc	1.00	2
3	90 90 03 306 10 90	diverter	1.00	2
1	90 20 66 014 01-46	handle	1.00	30