

MEM Wall mounted three-way diverter - Platinum

36 210 782    Product version from 4/1/2022



- Manual diverter
  - Flange 2-3/8" x 2-3/8"
  - with integrated shut-off (ADA)

**Does not allow for simultaneous use of functions**

(ADA)

Does not allow for simultaneous use of functions

	Platinum	36 210 782-08 0010
	Chrome	36 210 782-00 0010
	Brushed Platinum	36 210 782-06 0010
	Dark Chrome	36 210 782-19 0010
	Brushed Durabrass (23kt Gold)	36 210 782-28 0010
	Brushed Champagne (22kt Gold)	36 210 782-46 0010
	Champagne (22kt Gold)	36 210 782-47 0010
	Brushed Dark Platinum	36 210 782-99 0010

Required article



- Wall mounted three-way diverter -**
35 203 970-90

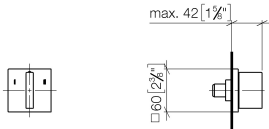
  - Max. rough in depth "
  - Min. rough in depth "



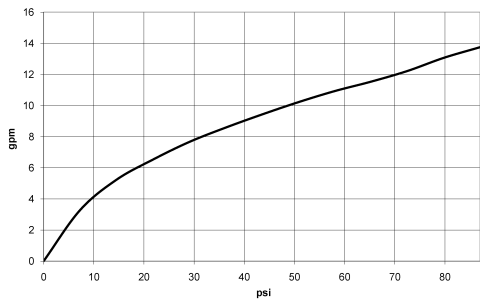
# MEM Wall mounted three-way diverter - Platinum

36 210 782    Product version from 4/1/2022

mm [inches]



## Flow rate chart



## Codes & Standards

ASME A112.18.1	California Energy Commission (CEC)	cUPC
----------------	------------------------------------	------



## MEM Wall mounted three-way diverter - Platinum

---

36 210 782 Product version from 4/1/2022

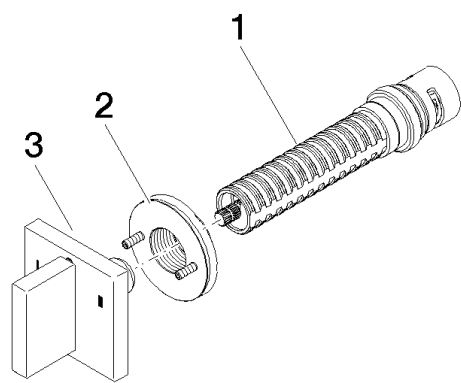
### Certificates

---

IAPMO\_4976 (

# MEM Wall mounted three-way diverter - Platinum

36 210 782    Product version from 4/1/2022



## Spare parts list

Number	Item Number	Designation	Number of units	Lead time
1	90 90 03 305 10 90	diverter	1	2
2	90 21 02 181 00 90	disc	1	2
3	90 20 78 002 11-08	handle	1	40