



MEM Wall mounted three-way diverter - Brushed Champagne (22kt Gold)

36 210 782 Product version from 4/1/2022



- Manual diverter
- Flange 2-3/8" x 2-3/8"
- with integrated shut-off

(ADA)

Does not allow for simultaneous use of functions

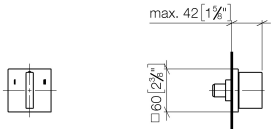
	Brushed Champagne (22kt Gold)	36 210 782-46 0010
	Chrome	36 210 782-00 0010
	Brushed Platinum	36 210 782-06 0010
	Platinum	36 210 782-08 0010
	Dark Chrome	36 210 782-19 0010
	Brushed Durabrass (23kt Gold)	36 210 782-28 0010
	Champagne (22kt Gold)	36 210 782-47 0010
	Brushed Dark Platinum	36 210 782-99 0010



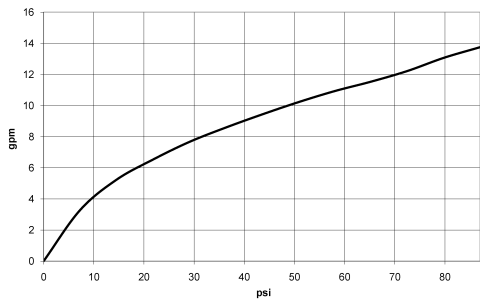
MEM Wall mounted three-way diverter - Brushed Champagne (22kt Gold)

36 210 782 Product version from 4/1/2022

mm [inches]



Flow rate chart



Codes & Standards

ASME A112.18.1	California Energy Commission (CEC)	cUPC
----------------	------------------------------------	------



MEM Wall mounted three-way diverter - Brushed Champagne (22kt Gold)

36 210 782 Product version from 4/1/2022

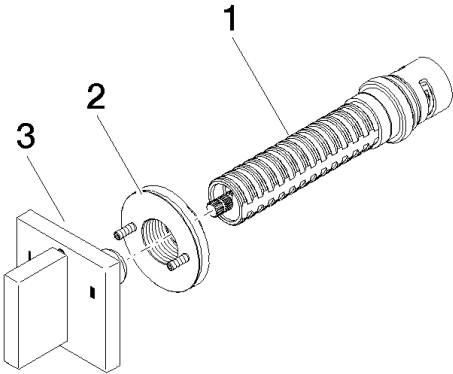
Certificates

IAPMO_4976 (

MEM Wall mounted three-way diverter - Brushed Champagne (22kt Gold)

36 210 782 Product version from 4/1/2022

Parts for other
 finishes can be found
 here: [Chrome](#)



Spare parts list

Number	Item Number	Designation	Number of units	Lead time
1	90 90 03 305 10 90	diverter	1	2
2	90 21 02 181 00 90	disc	1	2
3	90 20 78 002 11-46	handle	1	30