

# CL.1 Wall mounted three-way diverter - Brushed Platinum

36 211 705    Product version from 4/1/2022



- WAVE structure
  - Manual diverter
  - Flange 2-3/8" x 2-3/8" (ADA)
- Does not allow for simultaneous use of functions**
- (ADA)
- Does not allow for simultaneous use of functions

	Brushed Platinum	36 211 705-06 0010
	Chrome	36 211 705-00 0010
	Dark Chrome	36 211 705-19 0010
	Brushed Champagne (22kt Gold)	36 211 705-46 0010
	Champagne (22kt Gold)	36 211 705-47 0010
	Brushed Dark Platinum	36 211 705-99 0010

## Required article



- Wall mounted three-way diverter -**

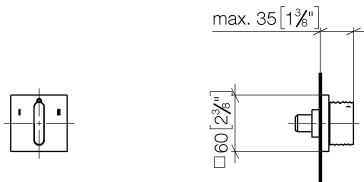
35 203 970-90 0010
- Max. rough in depth "
  - Min. rough in depth "



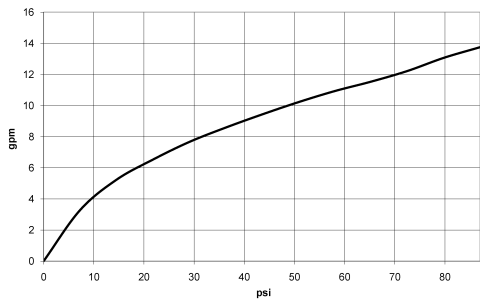
# CL.1 Wall mounted three-way diverter - Brushed Platinum

36 211 705    Product version from 4/1/2022

mm [inches]



## Flow rate chart



## Codes & Standards

ASME A112.18.1	California Energy Commission (CEC)	cUPC
----------------	------------------------------------	------



## CL.1 Wall mounted three-way diverter - Brushed Platinum

---

36 211 705 Product version from 4/1/2022

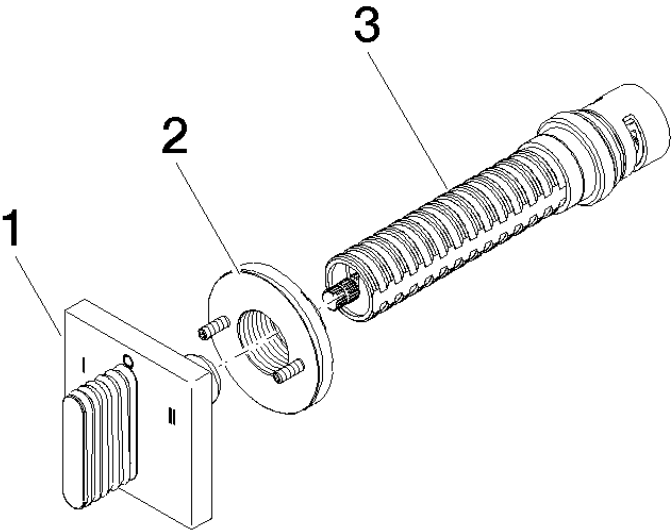
### Certificates

---

IAPMO\_4976 (

# CL.1 Wall mounted three-way diverter - Brushed Platinum

36 211 705    Product version from 4/1/2022



## Spare parts list

Number	Item Number	Designation	Number of units	Lead time
1	90 20 70 055 11-06	handle	1	10
2	90 21 02 181 00 90	disc	1	2
3	90 90 03 305 10 90	diverter	1	2