




CL.1 Wall mounted three-way diverter - Dark Chrome

36 211 705 Product version from 4/1/2022



- WAVE structure
 - Manual diverter
 - Flange 2-3/8" x 2-3/8"
- (ADA)
- Does not allow for simultaneous use of functions

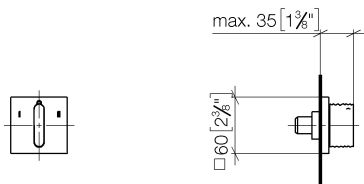
	Dark Chrome	36 211 705-19 0010
	Chrome	36 211 705-00 0010
	Brushed Platinum	36 211 705-06 0010
	Brushed Champagne (22kt Gold)	36 211 705-46 0010
	Champagne (22kt Gold)	36 211 705-47 0010
	Brushed Dark Platinum	36 211 705-99 0010



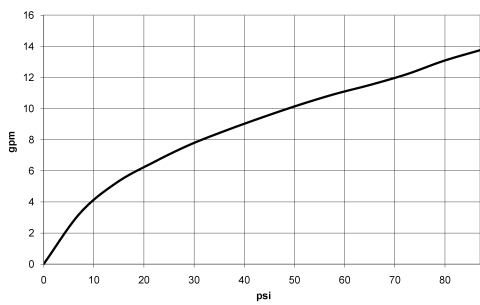
CL.1 Wall mounted three-way diverter - Dark Chrome

36 211 705 Product version from 4/1/2022

mm [inches]



Flow rate chart



Codes & Standards

ASME A112.18.1	California Energy Commission (CEC)	cUPC
----------------	------------------------------------	------



CL.1 Wall mounted three-way diverter - Dark Chrome

36 211 705 Product version from 4/1/2022

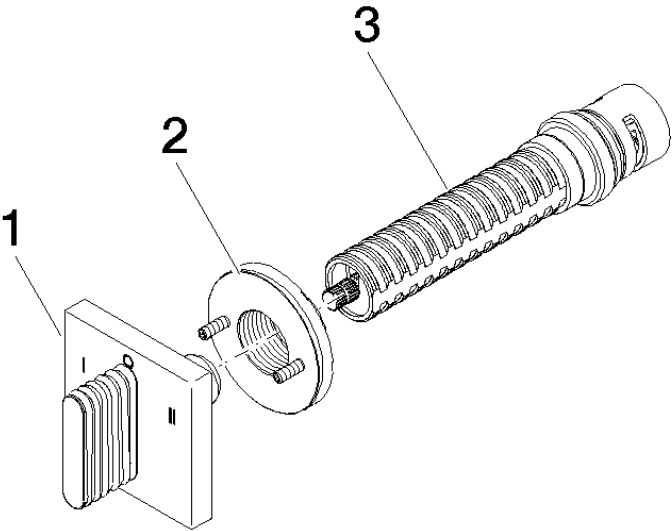
Certificates

IAPMO_4976 (

CL.1 Wall mounted three-way diverter - Dark Chrome

36 211 705 Product version from 4/1/2022

Parts for other
finishes can be found
here: [Chrome](#)



Spare parts list

Number	Item Number	Designation	Number of units	Lead time
1	90 20 70 055 11-19	handle	1	20
2	90 21 02 181 00 90	disc	1	2
3	90 90 03 305 10 90	diverter	1	2