

CL.1 Wall mounted three-way diverter - Brushed Champagne (22kt Gold)

36 211 705 Product version from 4/1/2022



- WAVE structure
 - Manual diverter
 - Flange 2-3/8" x 2-3/8"

(ADA)

Does not allow for simultaneous use of functions

(ADA)

Does not allow for simultaneous use of functions

	Brushed Champagne (22kt Gold)	36 211 705-46 0010
	Chrome	36 211 705-00 0010
	Brushed Platinum	36 211 705-06 0010
	Dark Chrome	36 211 705-19 0010
	Champagne (22kt Gold)	36 211 705-47 0010
	Brushed Dark Platinum	36 211 705-99 0010

Required article



- Wall mounted three-way diverter -**
35 203 970-90

- Min. rough in depth "
 - Max. rough in depth "

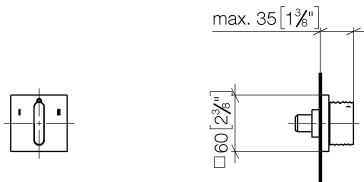
0010



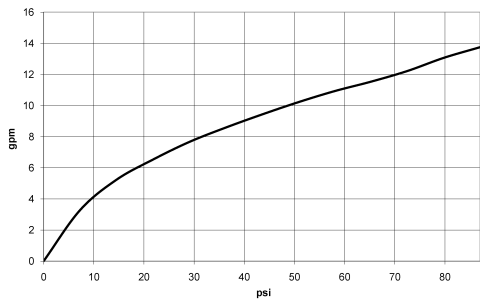
CL.1 Wall mounted three-way diverter - Brushed Champagne (22kt Gold)

36 211 705 Product version from 4/1/2022

mm [inches]



Flow rate chart



Codes & Standards

ASME A112.18.1	California Energy Commission (CEC)	cUPC
----------------	------------------------------------	------



CL.1 Wall mounted three-way diverter - Brushed Champagne (22kt Gold)

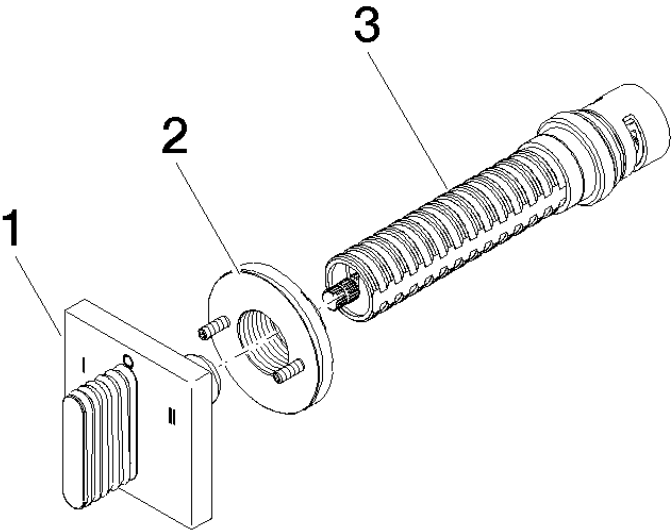
36 211 705 Product version from 4/1/2022

Certificates

IAPMO_4976 (

CL.1 Wall mounted three-way diverter - Brushed Champagne (22kt Gold)

36 211 705 Product version from 4/1/2022



Spare parts list

Number	Item Number	Designation	Number of units	Lead time
1	90 20 70 055 11-46	handle	1	30
2	90 21 02 181 00 90	disc	1	2
3	90 90 03 305 10 90	diverter	1	2