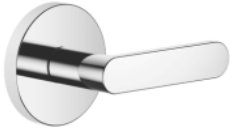


META Volume Control clockwise closing 1/2" - Brushed Chrome












META

36 310 661 Product version from 10/1/2023



- Flange diameter 2-3/8"
- Ceramic disc cartridge
(ADA)

(ADA)

	Brushed Chrome	36 310 661-93
	Chrome	36 310 661-00
	Brushed Platinum	36 310 661-06
	Dark Chrome	36 310 661-19
	Light gold	36 310 661-26
	Brushed Light Gold	36 310 661-27
	Matte Black	36 310 661-33
	Brushed Bronze	36 310 661-42
	Brushed Champagne (22kt Gold)	36 310 661-46
	Champagne (22kt Gold)	36 310 661-47
	Brushed Dark Platinum	36 310 661-99

Required article

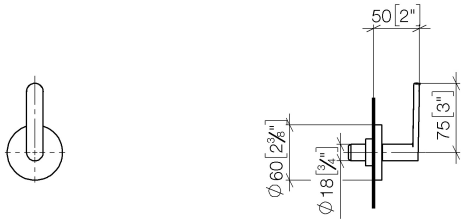


Rough for volume control clockwise-closing 1/2" -

- Min. rough in depth 3-3/8"
- Max. rough in depth 5-3/4"

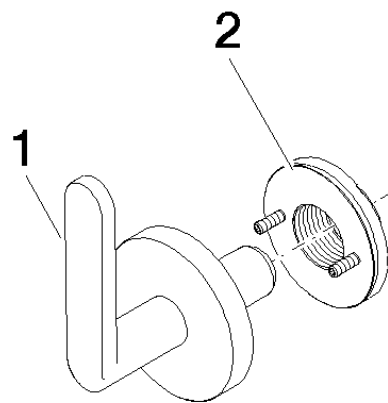
35 621 970-90
0010

mm [inches]



Codes & Standards

ADA



Spare parts list

Number	Item Number	Designation	Number of units	Lead time
2	90 21 02 181 00 90	disc	1.00	2
1	90 20 66 014 04-93	handle	1.00	20