





LULU Concealed thermostat with one-way diverter - Chrome


36 425 710    Product version from 6/30/2022




- Cover plate 5-7/8" x 3-1/2"
  - Temperature control handle with safety lock at 100 °F/ 38°C
  - Max. temperature can be set on the trim
- (ADA)**
- (ADA)

	Chrome	36 425 710-00 0010
	Brushed Platinum	36 425 710-06 0010


Required article

	<b>Concealed thermostat for one- and two-way outlets -</b> <ul style="list-style-type: none"><li>•Max. rough in depth "</li><li>•Min. rough in depth "</li></ul>	35 426 970-90 0010
---	--	--------------------

Required article

	<b>xGRID Installation track 21.85" -</b>	12 360 970 90
--	--	---------------

Recommended article

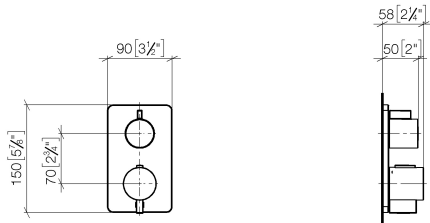
	<b>xGRID Mounting bracket for drywall construction -</b>	12 340 970 90
---	--	---------------



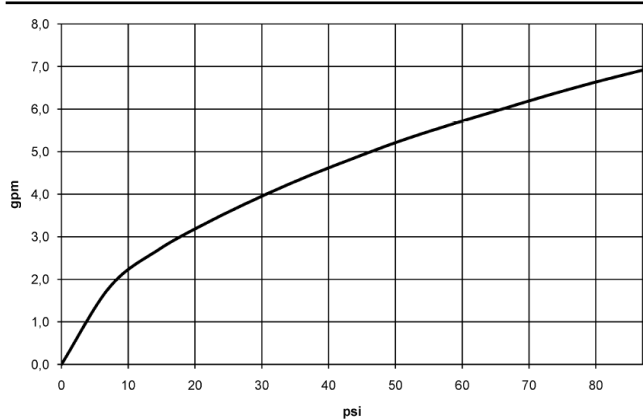
LULU Concealed thermostat with one-way diverter - Chrome

36 425 710    Product version from 6/30/2022

mm [inches]



Flow rate chart



Codes & Standards

ADA	ASME A112.18.1	ASME A112.18.1/CSA B125.1	cUPC
-----	----------------	---------------------------------	------



# LULU Concealed thermostat with one-way diverter - Chrome

---

36 425 710 Product version from 6/30/2022

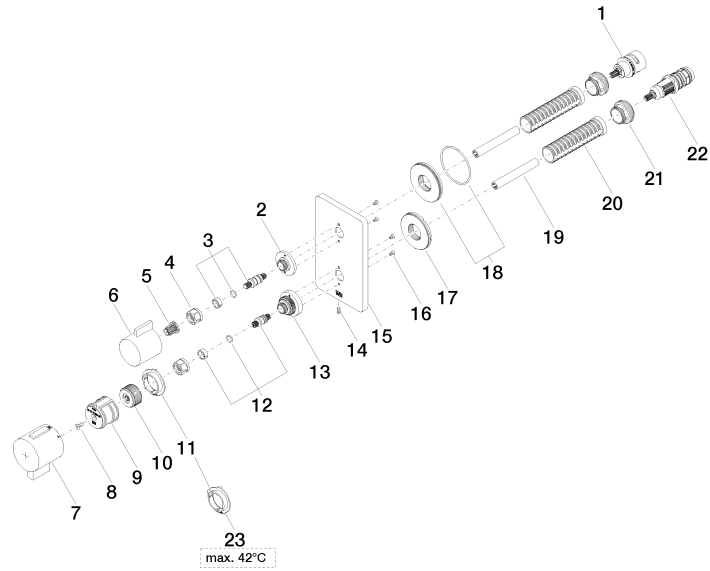
## Certificates

---

IAPMO\_4976 (

## LULU Concealed thermostat with one-way diverter - Chrome

36 425 710 Product version from 6/30/2022





## LULU Concealed thermostat with one-way diverter - Chrome

36 425 710 Product version from 6/30/2022

### Spare parts list

Number	Item Number	Designation	Number of units	Lead time
1	90 90 03 166 00 90	top	1	2
2	09 12 12 053-00	base	1	10
3	04 29 06 111 01-00	spindle	1	10
4	90 23 30 023 00 90	nut	2	2
5	90 12 12 002 00 90	fixing cap	1	2
6	09 20 67 006-00	handle	1	10
7	90 17 33 019 00-00	handle	1	10
8	90 30 30 124 00 90	screw	1	2
9	90 12 12 052 00 90	base	1	2
10	09 12 12 054 90	base	1	2
11	09 28 10 190 90	regulator	1	2
12	04 29 06 024 01-00	spindle	1	10
13	09 12 12 051-00	base	1	10
14	09 31 11 134 90	pin	1	2
15	09 11 02 246-00	plate	1	10
16	09 30 30 157 90	screw	4	2
17	09 30 01 296 90	disc	1	2
18	90 30 01 190 00 90	disc	1	2
19	90 23 01 124 00 90	sleeve	2	2
20	90 18 40 077 01 90	spindle	2	2
21	09 24 04 257 90	nut	2	2
22	90 15 02 013 00 90	cartridge	1	2
23	09 28 10 189 90	regulator	1	2