


TARA Concealed thermostat with one-way diverter - Matte Black

36 425 892 Product version from 5/1/2022



- Cover plate Ø 5-7/8"
- Temperature control handle with safety lock at 100 °F/ 38°C
- Max. temperature can be set on the trim
(ADA)
- (ADA)**

	Matte Black	36 425 892-33 0010
	Chrome	36 425 892-00 0010
	Brushed Platinum	36 425 892-06 0010
	Platinum	36 425 892-08 0010
	Brushed Durabronze (23kt Gold)	36 425 892-28 0010
	Brushed Bronze	36 425 892-42 0010
	Brushed Champagne (22kt Gold)	36 425 892-46 0010
	Champagne (22kt Gold)	36 425 892-47 0010
	Brushed Chrome	36 425 892-93 0010
	Brushed Dark Platinum	36 425 892-99 0010

Required article



Concealed thermostat for one- and two-way outlets -	35 426 970-90 0010
•Max. rough in depth "	
•Min. rough in depth "	

Recommended article



xGRID Mounting bracket for drywall construction -	12 340 970 90
--	---------------

Required article



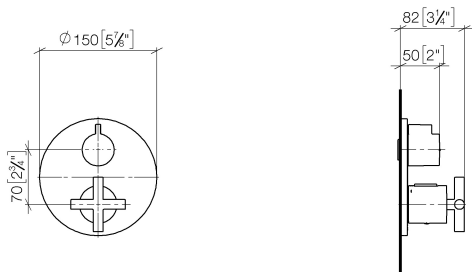
xGRID Installation track 21.85" -	12 360 970 90
--	---------------



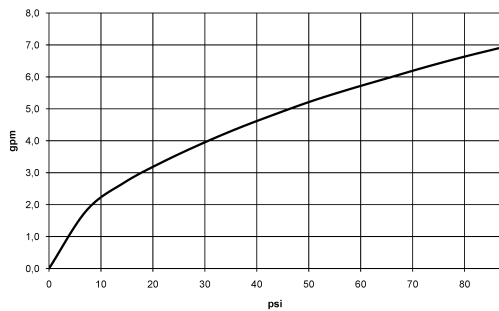
TARA Concealed thermostat with one-way diverter - Matte Black

36 425 892 Product version from 5/1/2022

mm [inches]



Flow rate chart



Codes & Standards

ASME A112.18.1 cUPC



TARA Concealed thermostat with one-way diverter - Matte Black

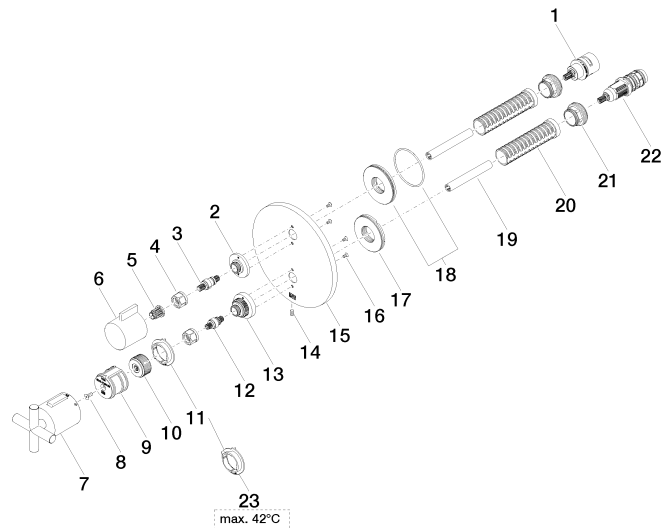
36 425 892 Product version from 5/1/2022

Certificates

IAPMO_4976 (

TARA Concealed thermostat with one-way diverter - Matte Black

36 425 892 Product version from 5/1/2022





TARA Concealed thermostat with one-way diverter - Matte Black

36 425 892 Product version from 5/1/2022

Spare parts list

Number	Item Number	Designation	Number of units	Lead time
1	90 90 03 166 00 90	top	1	2
2	09 12 12 053-33	base	1	30
3	04 29 06 111 01-00	spindle	1	10
4	90 23 30 023 00 90	nut	2	2
5	90 12 12 002 00 90	fixing cap	1	2
6	09 20 67 006-33	handle	1	30
7	90 17 33 022 00-33	handle	1	30
8	90 30 30 124 00 90	screw	1	2
9	90 12 12 052 00 90	base	1	2
10	09 12 12 054 90	base	1	2
11	09 28 10 190 90	regulator	1	2
12	04 29 06 024 01-00	spindle	1	10
13	09 12 12 051-33	base	1	30
14	09 31 11 134 90	pin	1	2
15	09 11 02 242-33	plate	1	30
16	09 30 30 157 90	screw	4	2
17	09 30 01 296 90	disc	1	2
18	90 30 01 190 00 90	disc	1	2
19	90 23 01 124 00 90	sleeve	2	2
20	90 18 40 077 01 90	spindle	2	2
21	09 24 04 257 90	nut	2	2
22	90 15 02 013 00 90	cartridge	1	2
23	09 28 10 189 90	regulator	1	2