

## TARA Concealed thermostat with one-way diverter - Brushed Chrome

36 425 892 Product version from 5/1/2022



- Cover plate Ø 5-7/8"
  - Temperature control handle with safety lock at 100 °F/ 38°C
  - Max. temperature can be set on the trim
- (ADA)**
- (ADA)

	Brushed Chrome	36 425 892-93 0010
	Chrome	36 425 892-00 0010
	Brushed Platinum	36 425 892-06 0010
	Platinum	36 425 892-08 0010
	Brushed Durabronze (23kt Gold)	36 425 892-28 0010
	Matte Black	36 425 892-33 0010
	Brushed Bronze	36 425 892-42 0010
	Brushed Champagne (22kt Gold)	36 425 892-46 0010
	Champagne (22kt Gold)	36 425 892-47 0010
	Brushed Dark Platinum	36 425 892-99 0010

### Required article



- Concealed thermostat for one- and two-way outlets -**
- Max. rough in depth "
  - Min. rough in depth "

35 426 970-90 0010

### Recommended article



- xGRID Mounting bracket for drywall construction -**

12 340 970 90

### Required article



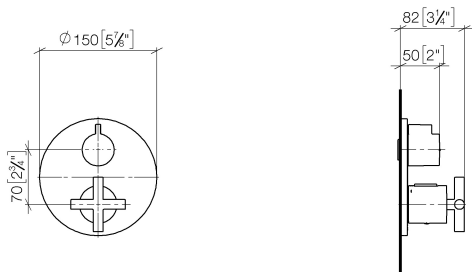
**xGRID Installation track 21.85" -** 12 360 970 90



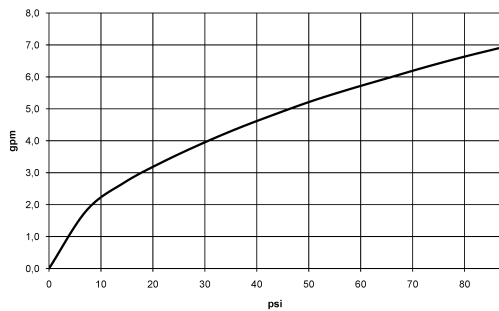
# TARA Concealed thermostat with one-way diverter - Brushed Chrome

36 425 892    Product version from 5/1/2022

mm [inches]



## Flow rate chart



## Codes & Standards

ASME A112.18.1    cUPC



## TARA Concealed thermostat with one-way diverter - Brushed Chrome

---

36 425 892 Product version from 5/1/2022

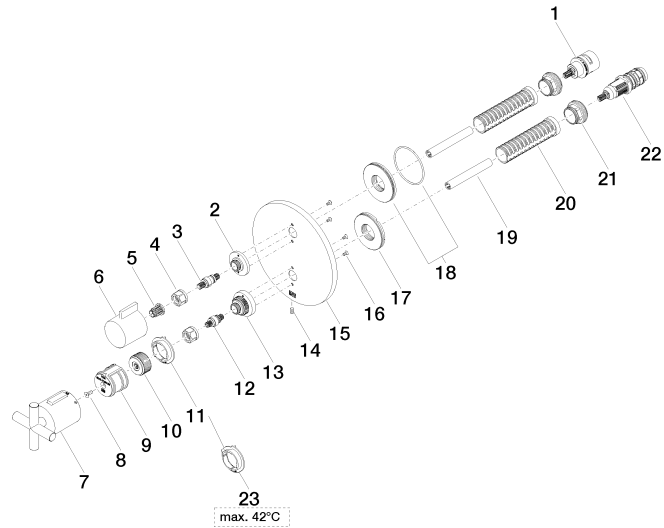
### Certificates

---

IAPMO\_4976 (

## TARA Concealed thermostat with one-way diverter - Brushed Chrome

36 425 892 Product version from 5/1/2022







## TARA Concealed thermostat with one-way diverter - Brushed Chrome

36 425 892 Product version from 5/1/2022

### Spare parts list

Number	Item Number	Designation	Number of units	Lead time
1	90 90 03 166 00 90	top	1	2
2	09 12 12 053-93	base	1	20
3	04 29 06 111 01-00	spindle	1	10
4	90 23 30 023 00 90	nut	2	2
5	90 12 12 002 00 90	fixing cap	1	2
6	09 20 67 006-93	handle	1	20
7	90 17 33 022 00-93	handle	1	20
8	90 30 30 124 00 90	screw	1	2
9	90 12 12 052 00 90	base	1	2
10	09 12 12 054 90	base	1	2
11	09 28 10 190 90	regulator	1	2
12	04 29 06 024 01-00	spindle	1	10
13	09 12 12 051-93	base	1	20
14	09 31 11 134 90	pin	1	2
15	09 11 02 242-93	plate	1	20
16	09 30 30 157 90	screw	4	2
17	09 30 01 296 90	disc	1	2
18	90 30 01 190 00 90	disc	1	2
19	90 23 01 124 00 90	sleeve	2	2
20	90 18 40 077 01 90	spindle	2	2
21	09 24 04 257 90	nut	2	2
22	90 15 02 013 00 90	cartridge	1	2
23	09 28 10 189 90	regulator	1	2