



Concealed thermostat with three-way diverter - Brushed Light Gold

SERIES SPECIFIC


36 428 670 Product version from 6/30/2022




- Diverter with integrated volume control
  - Cover plate 5-7/8" x 3-1/2"
  - Temperature control handle with safety lock at 100 °F/ 38°C
  - Max. temperature can be set on the trim
  - single flow function only
- (ADA)**
- (ADA)

	Brushed Light Gold	36 428 670-27 0010
	Chrome	36 428 670-00 0010
	Brushed Platinum	36 428 670-06 0010
	Platinum	36 428 670-08 0010
	Dark Chrome	36 428 670-19 0010
	Brushed Durabronze (23kt Gold)	36 428 670-28 0010
	Matte Black	36 428 670-33 0010
	Brushed Champagne (22kt Gold)	36 428 670-46 0010
	Champagne (22kt Gold)	36 428 670-47 0010
	Brushed Chrome	36 428 670-93 0010
	Brushed Dark Platinum	36 428 670-99 0010


Required article

	<b>Concealed thermostat for three-way outlets -</b> <ul style="list-style-type: none"><li>•Min. rough in depth 3-1/8"</li><li>•Max. rough in depth 5-3/8"</li></ul>	35 428 970-90 0010
---	---	--------------------

Required article

	<b>xGRID Installation track 21.85" -</b>	12 360 970 90
---	--	---------------

Recommended article

	<b>xGRID Mounting bracket for drywall construction -</b>	12 340 970 90
---	--	---------------

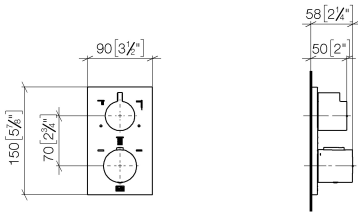


Concealed thermostat with three-way diverter - Brushed Light Gold

SERIES SPECIFIC

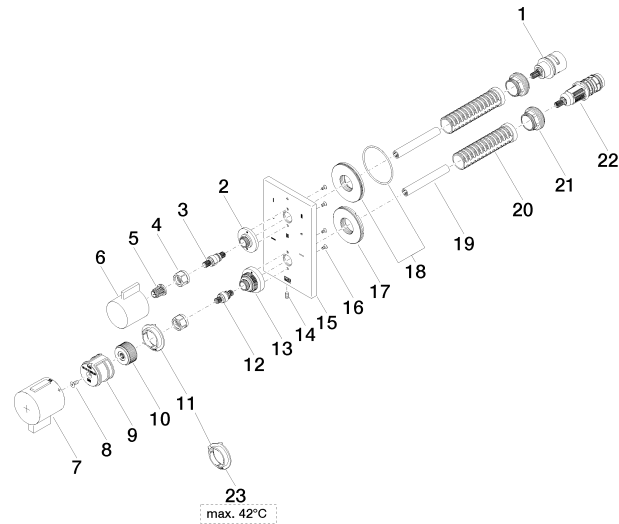
36 428 670    Product version from 6/30/2022

mm [inches]



Codes & Standards

ADA	California Energy Commission (CEC)
-----	------------------------------------





## Concealed thermostat with three-way diverter - Brushed Light Gold

SERIES SPECIFIC

36 428 670 Product version from 6/30/2022

### Spare parts list

Number	Item Number	Designation	Number of units	Lead time
1	90 90 03 170 00 90	diverter	1.00	2
21	09 24 04 257 90	nut	2.00	2
10	09 12 12 054 90	base	1.00	2
9	90 12 12 052 00 90	base	1.00	2
8	90 30 30 124 00 90	screw	1.00	2
20	90 18 40 077 01 90	spindle	2.00	2
5	90 12 12 002 00 90	fixing cap	1.00	2
11	09 28 10 190 90	regulator	1.00	2
19	90 23 01 124 00 90	sleeve	2.00	2
7	90 17 33 019 00-27	handle	1.00	30
22	90 15 02 013 00 90	cartridge	1.00	2
16	09 30 30 157 90	screw	4.00	2
18	90 30 01 190 00 90	disc	1.00	2
12	04 29 06 024 01-00	spindle	1.00	10
17	09 30 01 296 90	disc	1.00	2
15	09 11 02 323-27	plate	1.00	60
6	09 20 67 006-27	handle	1.00	60
13	09 12 12 051-27	base	1.00	60
23	09 28 10 189 90	regulator	1.00	2
14	09 31 11 134 90	pin	1.00	2
4	90 23 30 023 00 90	nut	2.00	2
3	04 29 06 111 01-00	spindle	1.00	10
2	09 12 12 053-27	base	1.00	60