










VAIA Concealed thermostat with three-way diverter - Brushed Platinum

36 428 809



- Diverter with integrated volume control
 - Cover plate Ø 5-7/8"
 - Temperature control handle with safety lock at 100 °F/ 38°C
 - Max. temperature can be set on the trim
 - single flow function only
- (ADA)**

(ADA)

| | | |
|---|--------------------------------|--------------------|
|  | Brushed Platinum | 36 428 809-06 0010 |
|  | Chrome | 36 428 809-00 0010 |
|  | Platinum | 36 428 809-08 0010 |
|  | Dark Chrome | 36 428 809-19 0010 |
|  | Brushed Durabronze (23kt Gold) | 36 428 809-28 0010 |
|  | Brushed Bronze | 36 428 809-42 0010 |
|  | Brushed Champagne (22kt Gold) | 36 428 809-46 0010 |
|  | Champagne (22kt Gold) | 36 428 809-47 0010 |
|  | Brushed Dark Platinum | 36 428 809-99 0010 |

Required article



- Concealed thermostat for three-way outlets -**
- Max. rough in depth "
 - Min. rough in depth "

35 428 970-90 0010

Required article



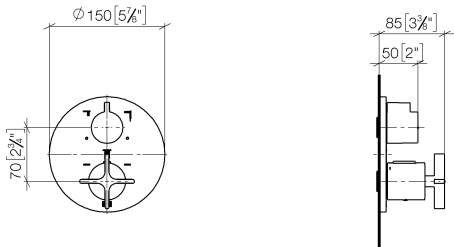
xGRID Installation track 21.85" - 12 360 970 90



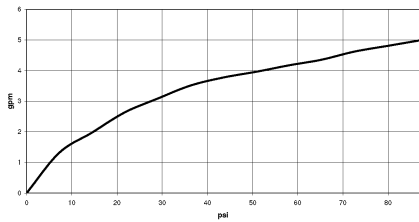
VAIA Concealed thermostat with three-way diverter - Brushed Platinum

36 428 809

mm [inches]



Flow rate chart



Codes & Standards

ASME A112.18.1 cUPC



VAIA Concealed thermostat with three-way diverter - Brushed Platinum

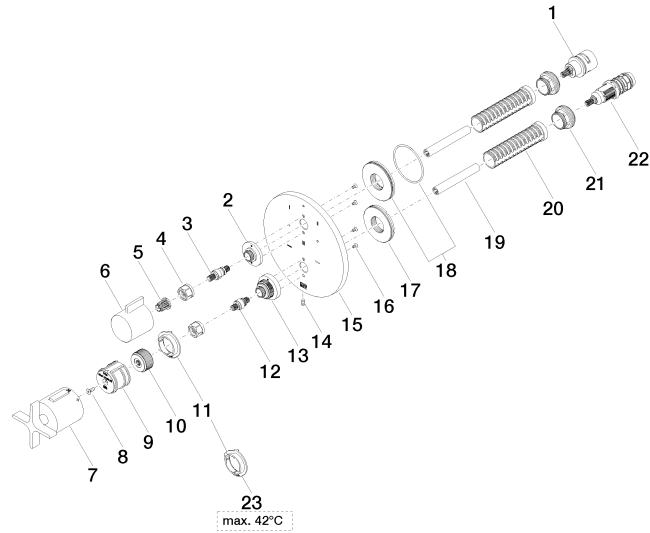
36 428 809

Certificates

IAPMO_4976 (

VAIA Concealed thermostat with three-way diverter - Brushed Platinum

36 428 809





VAIA Concealed thermostat with three-way diverter - Brushed Platinum

36 428 809

Spare parts list

| Number | Item Number | Designation | Number of units | Lead time |
|--------|--------------------|-------------|-----------------|-----------|
| 1 | 90 90 03 170 00 90 | diverter | 1 | 2 |
| 2 | 09 12 12 053-06 | base | 1 | 10 |
| 3 | 04 29 06 111 01-00 | spindle | 1 | 10 |
| 4 | 90 23 30 023 00 90 | nut | 2 | 2 |
| 5 | 90 12 12 002 00 90 | fixing cap | 1 | 2 |
| 6 | 09 20 67 006-06 | handle | 1 | 10 |
| 7 | 90 17 33 032 00-06 | handle | 1 | 10 |
| 8 | 90 30 30 124 00 90 | screw | 1 | 2 |
| 9 | 90 12 12 052 00 90 | base | 1 | 2 |
| 10 | 09 12 12 054 90 | base | 1 | 2 |
| 11 | 09 28 10 190 90 | regulator | 1 | 2 |
| 12 | 04 29 06 024 01-00 | spindle | 1 | 10 |
| 13 | 09 12 12 051-06 | base | 1 | 10 |
| 14 | 09 31 11 134 90 | pin | 1 | 2 |
| 15 | 09 11 02 270-06 | plate | 1 | 10 |
| 16 | 09 30 30 157 90 | screw | 4 | 2 |
| 17 | 09 30 01 296 90 | disc | 1 | 2 |
| 18 | 90 30 01 190 00 90 | disc | 1 | 2 |
| 19 | 90 23 01 124 00 90 | sleeve | 2 | 2 |
| 20 | 90 18 40 077 01 90 | spindle | 2 | 2 |
| 21 | 09 24 04 257 90 | nut | 2 | 2 |
| 22 | 90 15 02 013 00 90 | cartridge | 1 | 2 |
| 23 | 09 28 10 189 90 | regulator | 1 | 2 |