

**WATER POINTS Body spray FlowReduce - Brushed Dark Platinum**

36 515 979 Product version from 4/1/2024



- HORIZONTAL RAIN, flow rate max. 1.6 gpm (at 3 bar)
  - Descaling system
  - Cover plate 4-3/4" x 4-3/4"
  - This product can help a building meet the requirements of Green Building Rating Systems, e.g. LEED®, BREEAM®, DGNB
- Additional flow restrictor (2.2 gpm) included to extend spray projection.**

Additional flow restrictor (2.2 gpm) included to extend spray projection.

	Brushed Dark Platinum	36 515 979-99
	Chrome	36 515 979-00
	Brushed Platinum	36 515 979-06
	Platinum	36 515 979-08
	Dark Chrome	36 515 979-19
	Light gold	36 515 979-26
	Brushed Light Gold	36 515 979-27
	Brushed Durabrass (23kt Gold)	36 515 979-28
	Matte Black	36 515 979-33
	Brushed Bronze	36 515 979-42
	Brushed Champagne (22kt Gold)	36 515 979-46
	Champagne (22kt Gold)	36 515 979-47
	Brushed Chrome	36 515 979-93

**Required article**



**WATER POINTS Adapter plate -** 12 305 970 90  
 •Adapter plate for mounting concealed rough parts 35 205 970 90 on the xGRID installation track.

**Required article**



**Rough -** 35 205 970-90  
 •Max. rough in depth "  
 •Min. rough in depth " 0010

**Recommended article**



**xGRID Mounting bracket for drywall construction -** 12 340 970 90

**Required article**



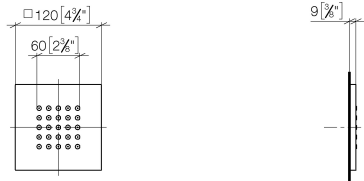
**xGRID Installation track 21.85" -** 12 360 970 90



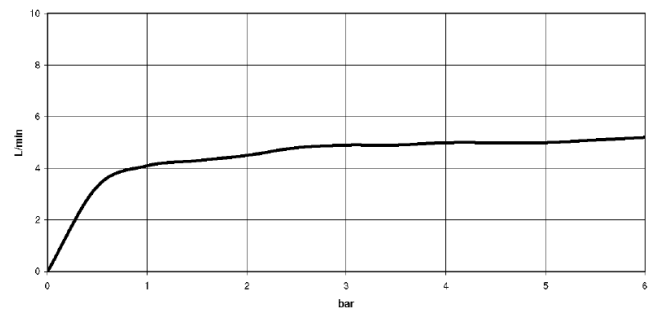
WATER POINTS Body spray FlowReduce - Brushed Dark Platinum

36 515 979 Product version from 4/1/2024

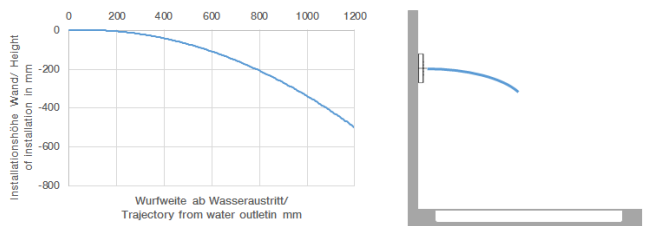
mm [inches]



Flow rate chart



Trajectory length diagram



Codes & Standards

ASME A112.18.1	ASME A112.18.1/CSA B125.1	California Energy Commission (CEC)	cUPC
DIN 4109	ISO 3822	Scottish Water Byelaws	UK Water Supply Regulations

Ü-Zeichen



## WATER POINTS Body spray FlowReduce - Brushed Dark Platinum

---

36 515 979 Product version from 4/1/2024

### Certificates

---

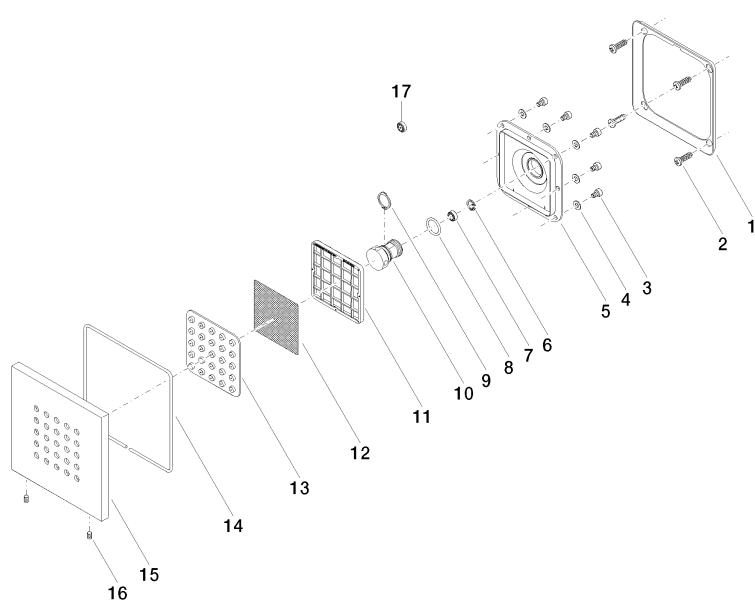
LGA\_18

WRAS\_1304

IAPMO\_4976 (

# WATER POINTS Body spray FlowReduce - Brushed Dark Platinum

36 515 979    Product version from 4/1/2024



## Spare parts list

Number	Item Number	Designation	Number of units	Lead time
1	09 28 01 024 90	holder	1	2
2	09 30 31 022 90	screw	4	2
3	09 30 30 031 90	screw	8	2
4	09 30 11 024 90	disc	8	2
5	09 12 12 205 90	base	1	2
6	09 16 01 016 90	ring	1	2
7	90 23 01 032 00 90	flow reducer	1	2
8	09 14 10 130 90	seal	1	2
9	09 16 01 017 90	ring	1	2
10	09 17 11 146 90	distributor	1	60
11	09 17 97 057 90	holder	1	2
12	09 29 30 043 90	insert	1	2
13	09 12 01 075 90	insert	1	2
14	09 14 03 117 90	seal	1	2
15	09 27 98 004-99	rosette	1	20
16	09 31 11 048 90	pin	1	2
17	09 23 01 052 90	flow reducer	1	2