

WATER BAR Body spray FlowReduce - Chrome

SERIES-VARIOUS















36 517 979 Product version up to 5/15/2020



- HORIZONTAL RAIN, flow rate max. 1.6 gpm (at 3 bar)
- Function from: gpm
- Descaling system
- Cover plate 9-1/2" x 2-3/8"
- 1/2" connection

Notes:

- This product can help a building meet the requirements of Green Building Rating Systems, e.g. LEED®, BREEAM®, DGNB

	Chrome	36 517 979-00
	Brushed Platinum	36 517 979-06
	Platinum	36 517 979-08
	Dark Chrome	36 517 979-19
	Light gold	36 517 979-26
	Brushed Light Gold	36 517 979-27
	Brushed Durabronze (23kt Gold)	36 517 979-28
	Matte Black	36 517 979-33
	Brushed Dark Brass	36 517 979-39
	Brushed Bronze	36 517 979-42
	Brushed Champagne (22kt Gold)	36 517 979-46
	Champagne (22kt Gold)	36 517 979-47
	Brushed Chrome	36 517 979-93
	Brushed Dark Platinum	36 517 979-99

Required article



Rough -

- Max. rough in depth 6-3/4"
- Min. rough in depth 3-7/8"

35 206 970-90
0010

Required article



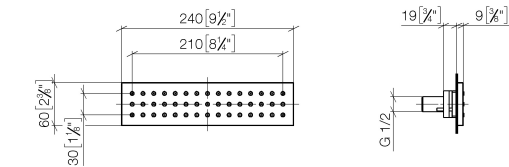
xGRID Installation track 21.85" - 12 360 970 90

Recommended article

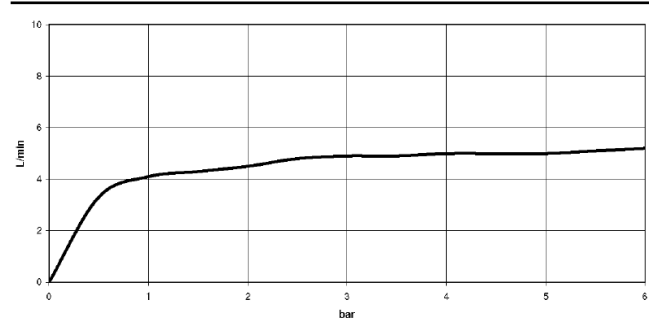


**xGRID Mounting bracket for
drywall construction -**

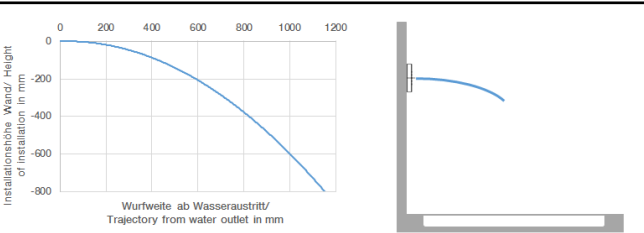
12 340 970 90



Flow rate chart



Trajectory length diagram



Codes & Standards

California Energy Commission (CEC)	DIN 4109	ISO 3822	Scottish Water Byelaws
UK Water Supply Regulations	Ü-Zeichen		



WATER BAR Body spray FlowReduce - Chrome

SERIES-VARIOUS

36 517 979 Product version up to 5/15/2020

Certificates and sustainability

WRAS_1304

LGA_19



Spare parts list

Number	Item Number	Designation	Number of units	Lead time
14	09 12 01 076 90	insert	1.00	60
16	09 30 30 163 90	screw	14.00	2
5	09 16 01 016 90	ring	1.00	2
7	09 14 10 003 90	seal	1.00	2
13	09 28 10 142 20 90	ring	2.00	2
8	09 24 04 248 90	nipple	1.00	2
2	09 24 04 247 20 90	connection	1.00	2
17	09 14 10 132 90	seal	2.00	2
21	09 31 11 006 90	pin	2.00	2
4	09 30 30 116 90	screw	4.00	2
10	09 14 03 133 90	seal	1.00	2
9	09 14 10 042 90	seal	1.00	2
3	09 11 02 138 90	plate	1.00	2
19	09 30 30 164 90	screw	2.00	2
12	09 17 97 058 90	holder	1.00	2
6	90 23 01 032 00 90	flow reducer	1.00	2
1	09 11 02 137 90	holder	1.00	2
15	09 11 02 136-00	cover	1.00	60
20	09 27 99 001-00	rosette	1.00	10