









CL.1 Volume Control clockwise-closing cold 1/2" - Dark Chrome

CL.1

36 607 706    Product version from 10/14/2020



- Flange 2-3/8" x 2-3/8"
  - with marking for cold
  - Ceramic disc cartridge  
**(ADA)**
- (ADA)

	Dark Chrome	36 607 706-19
	Chrome	36 607 706-00
	Brushed Platinum	36 607 706-06
	Brushed Champagne (22kt Gold)	36 607 706-46
	Champagne (22kt Gold)	36 607 706-47
	Brushed Dark Platinum	36 607 706-99

Required article



- Rough for volume control 1/2" -**    35 607 970-90  
•Max. rough in depth 5-7/8"    0010  
•Min. rough in depth 4-1/8"



CL.1 Volume Control clockwise-closing cold 1/2" - Dark Chrome

CL.1

36 607 706    Product version from 10/14/2020

mm [inches]



Codes & Standards

ADA	ASME A112.18.1	cUPC	DIN 4109
ISO 3822	Scottish Water Byelaws	UK Water Supply Regulations	Ü-Zeichen

Certificates and sustainability

LGA_29	WRAS_2010	IAPMO_4976 (
--------	-----------	--------------



Spare parts list

Number	Item Number	Designation	Number of units	Lead time
2	90 21 02 108 00 90	disc	1.00	2
3	90 90 03 143 00 90	top	1.00	2
1	90 20 70 051 02-19	handle ( cold )	1.00	20